



SLOVAKIA IN THE WORLD AND IN THE EU

(2015, source: FAO and Eurostat)

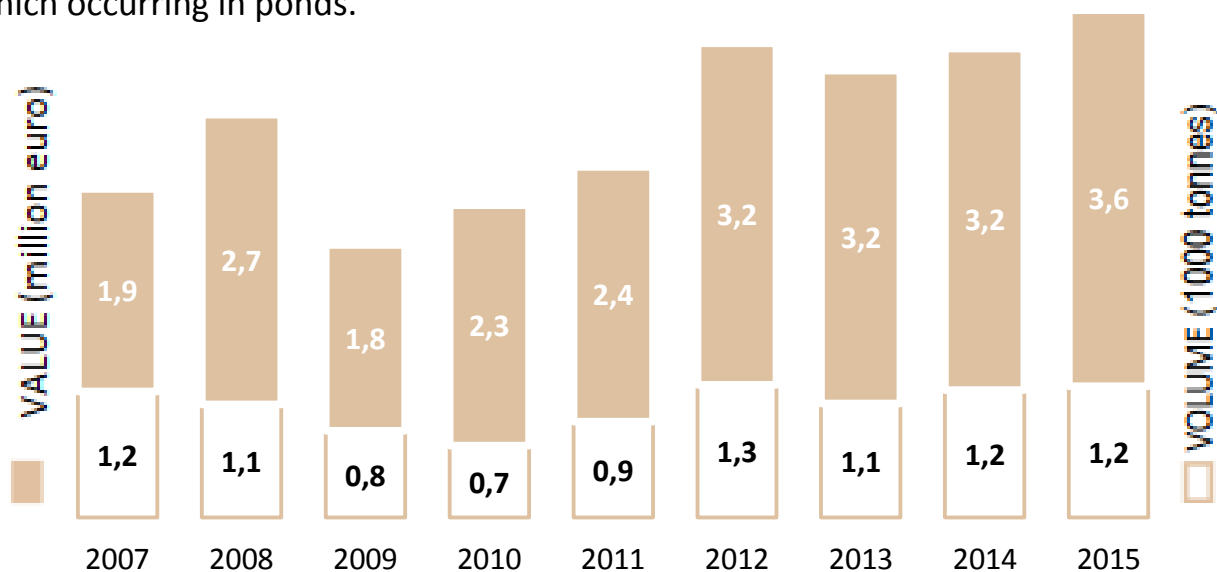
(1000 tonnes)	World	EU-28	Slovakia	% World	% EU-28
Catches	104.635	5.144	landlocked	N/A	N/A
Aquaculture	106.094	1.307	1	0,0%	0,1%
Total	211.511	6.451	1	0,0%	0,0%



AQUACULTURE

Aquaculture refers to the farming of aquatic (freshwater or saltwater) organisms, such as fish, molluscs, crustaceans and aquatic plants. Aquaculture data are reported in live weight equivalent and value.

As Slovakia is landlocked, farmed fish production is entirely from freshwater, 48% of which occurring in ponds.



Most important species farmed and % of total (2015, million euro and tonnes)

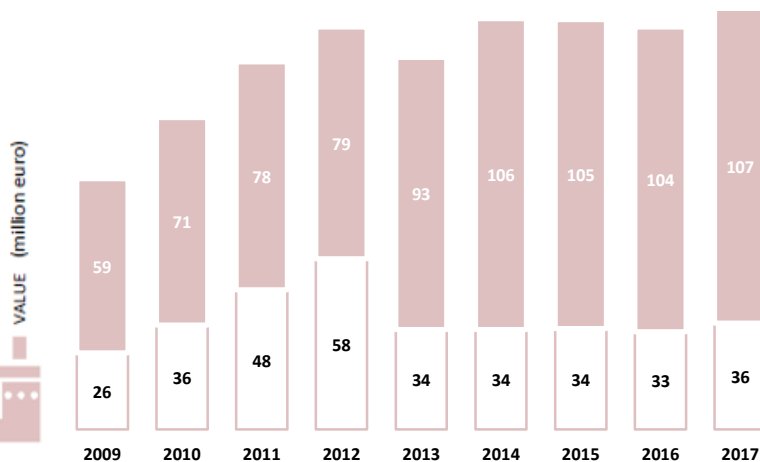


Species	Value (million euro)	% of total	Volume (tonnes)	% of total
TROUT	2,9	81%	938	75%
CARP	0,6	16%	264	21%
OTHER FRESHWATER FISH	0,1	2%	35	3%
FRESHWATER CATFISH	0,04	1%	11	1%



TRADE (source: Eurostat)

Import

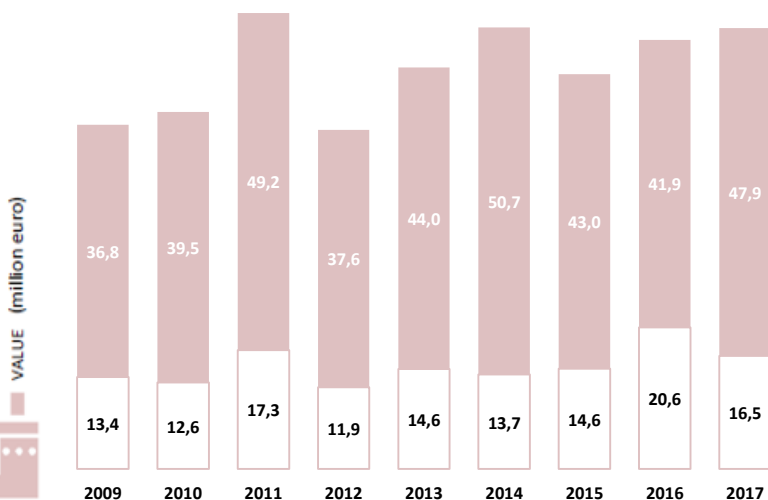


MAIN PRODUCTS IMPORTED AND % OF TOTAL IMPORTS (2017, million euro)



SALMON	11	11%
SKIPJACK TUNA	10,1	9%
OTHER PRODUCTS	10	9%
OTHER MARINE FISH	9	9%
ALASKA POLLOCK	8,7	8%
HERRING	8	7%
OTHERS	50	47%

Export





MAIN PRODUCTS EXPORTED AND % OF TOTAL EXPORTS (2017, million euro)



OTHER PRODUCTS	37	78%
OTHER NON-FOOD USE	1,7	3%
SKIPJACK TUNA	1,61	3%
TROUT	1,59	3%
OTHER FRESHWATER FISH	0,9	2%
FRESHWATER CATFISH	0,7	1%
OTHERS	4	9%

Main countries of **ORIGIN**
(in value, 2017)

Main countries of **DESTINATION**
(in value, 2017)

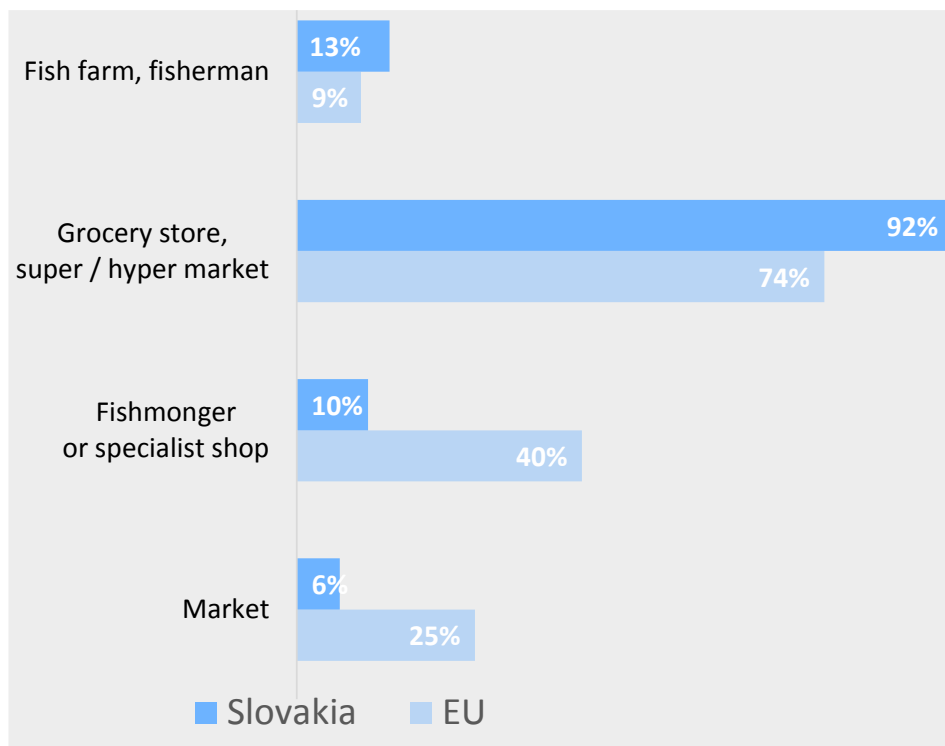




DISTRIBUTION

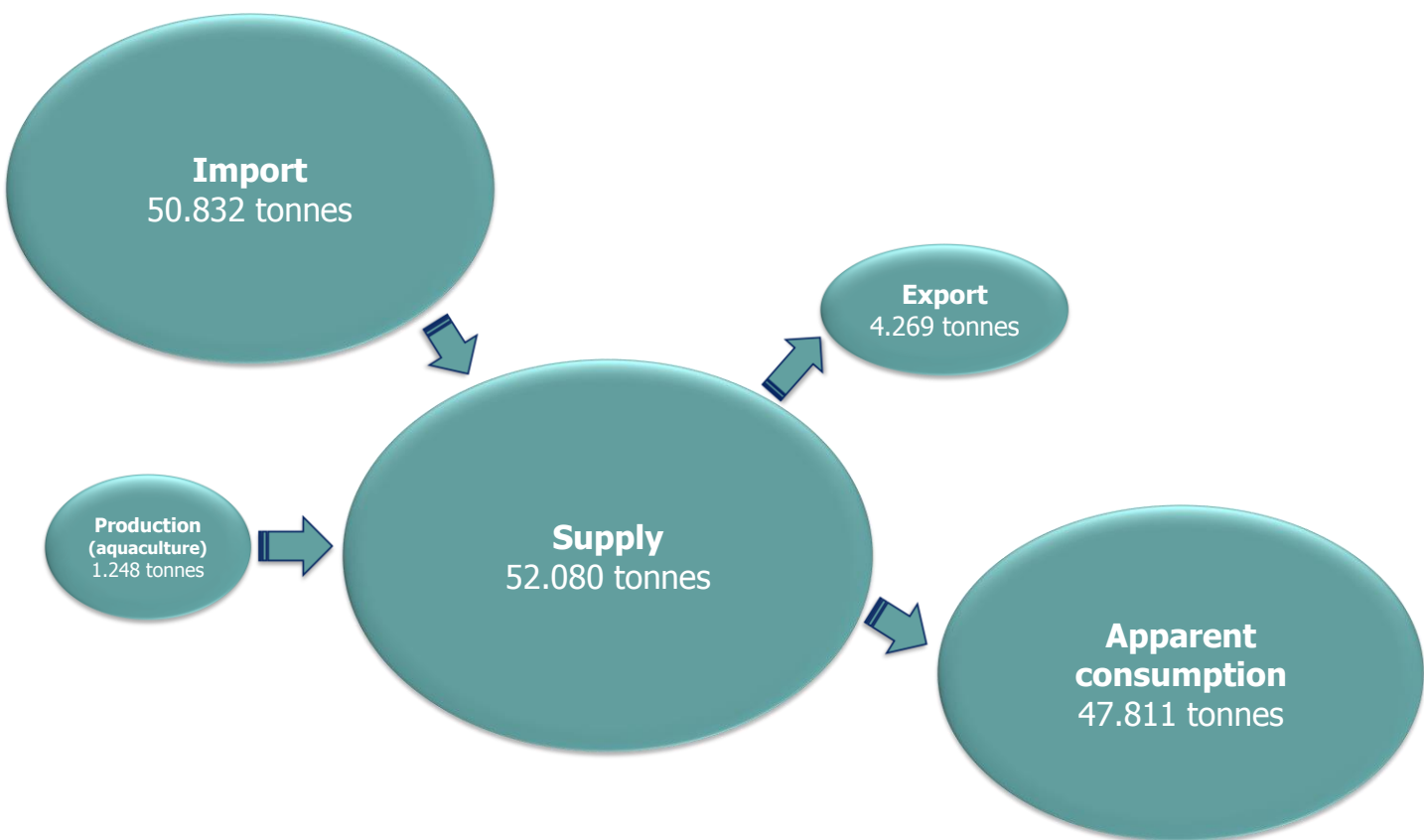
Consumer preferences on purchasing channels

(source: EUROBAROMETER)





SUPPLY BALANCE (2015, source: EUMOFA)





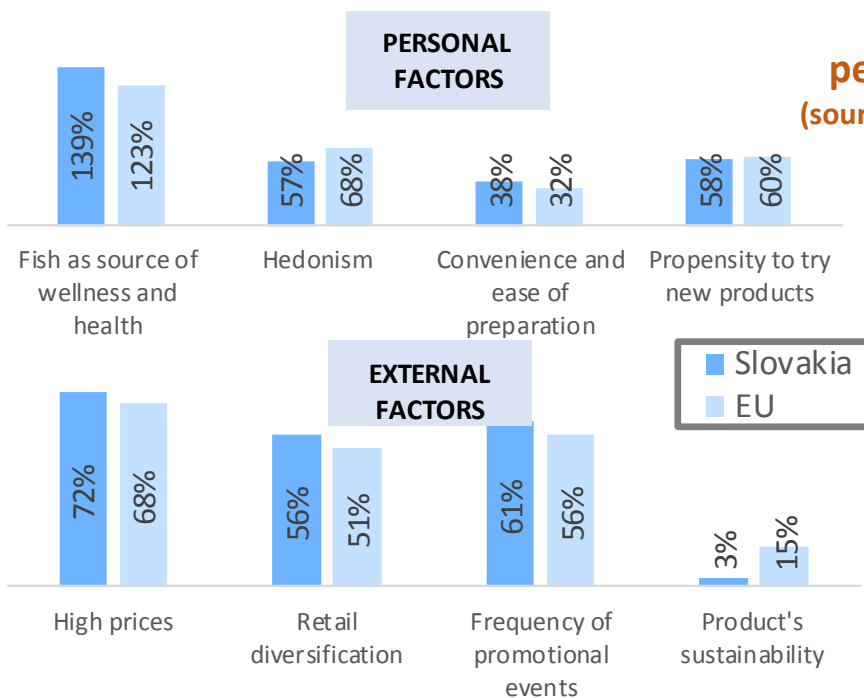
CONSUMPTION

Apparent consumption of fishery and aquaculture products in Slovakia amounted to **8,2 kg per capita** in 2015, a 7% increase compared to the previous year. Main consumed species are **hake, octopus, shrimp, cod, squid** and **salmon**.

Slovaks mainly consume tinned products; prepackaged fish is more frequently consumed (76%) than the EU average (62%). The number of regular fish consumers is lower than the EU average for all socio-demographic groups. In Slovakia, regular fish consumers mainly belong to the age classes 15-24 and 49-55 (source: "EU consumer habits regarding fishery and aquaculture products").

Purchasing factors

(source: EUROBAROMETER)



8,2 Kg per capita
(source: EUMOFA)





LANDINGS

Slovakia is a landlocked country. This supply chain stage is not applicable.

AQUACULTURE

Volumes and values are collected by EUMOFA from **Eurostat – Fishery**. Data are available on a yearly basis, accessible through simple and advanced tables.

FIRST SALES

Slovakia is a landlocked country. This supply chain stage is not applicable.

WHOLESALE

No data available for this supply chain stage

PROCESSING

No data available for this supply chain stage

TRADE

Volumes and values are collected from **Eurostat – COMEXT**. Data concern trade of all fisheries and aquaculture products as recorded by national customs, available on a monthly and yearly basis. Data are accessible through simple and advanced tables.

CONSUMPTION

No data available for this supply chain stage