



Last update: 10-02-2023

FRANCE IN THE WORLD AND IN THE EU

2020, sources: Eurostat and FAO

In 2020, France was EU's 2nd largest producer of aquaculture products and 3th largest for fishery production.

(1.000 tonnes)	World	EU-27	France	% world	% EU-27
Catches	91.260	3.869	460	0,5%	12%
Aquaculture	122.573	1.088	191	0,2%	18%
Total	213.833	4.957	651	0,3%	13%

FISHING FLEET

Fleet: 2021, source: EU fishing fleet register - Eurostat

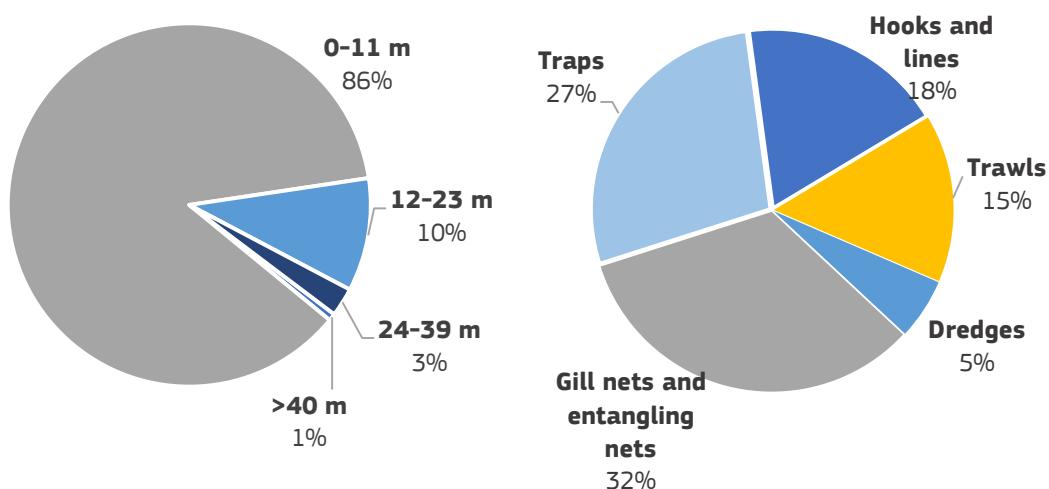
Employment: 2020, source: JRC

Vessels (2021)	Capacity (2021)	Power (2021)	
Number: 6.229	GT: 176.634	KW: 971.464	
TOTAL FTE: 7.293 (2020, source: JRC)			
0-11 m	12-23 m	24-39 m	>40 m
Jobs (FTE): 43%	Jobs (FTE): 28%	Jobs (FTE): 18%	Jobs (FTE): 11%

GT: Gross tonnage - KW: Kilowatt - FTE: Full Time Equivalent

The French fishing fleet by length and gear

(% of total number of vessels)





Last update: 10-02-2023

LANDINGS

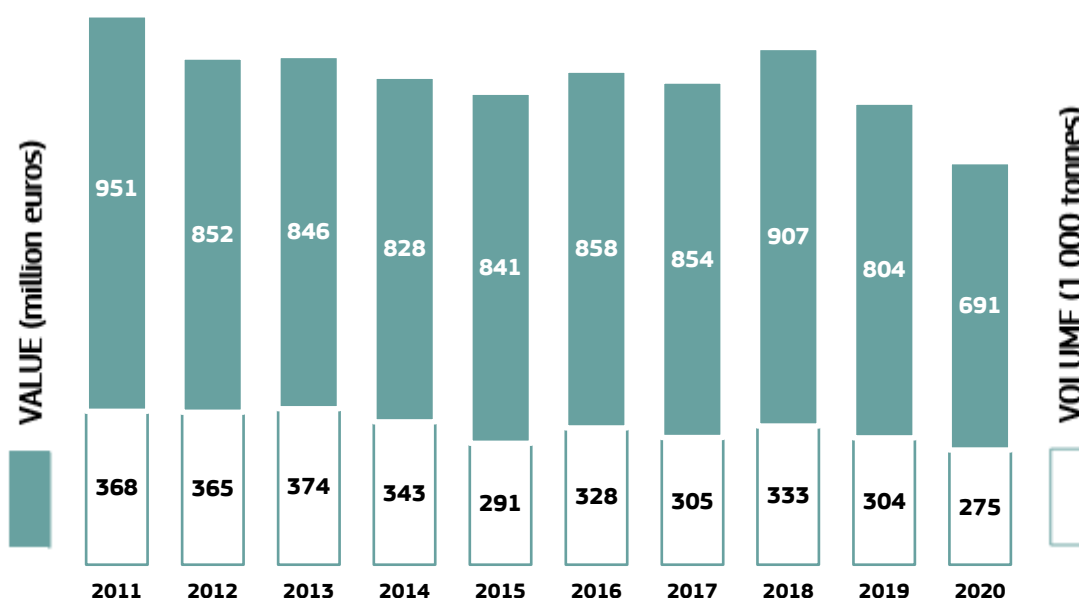
Source: EUMOFA, based on Eurostat data.

Landings comprise the initial unloading of any fisheries products from on board a fishing vessel in a given Member State. They include aquatic plants and species not destined for human consumption. Landings are recorded in net weight and value, and concern landings made by vessels from EU Member States, Iceland, Norway and the UK.

In 2020, French landings include almost entirely fresh whole/gutted products destined for human consumption (smaller quantities include waste, animal feed, bait, unknown uses and products destined for industrial uses).

There are 439 fishing ports registered in the country (source: EU Master Data Register, 13 June 2022).

Total landings. Values are deflated by using the GDP deflator (base=2015)



Main commercial species landed and % of total
2020, million euros (nominal value) and 1.000 tonnes



Species	Value (million euros)	% of total	Volume (1,000 tonnes)	% of total
SCALLOP	90	12%	52	19%
COMMON SOLE	60	8%	34	12%
MONK	51	7%	28	10%
HAKE	35	5%	10	4%
EUROPEAN SEABASS	34	5%	10	4%
OTHERS	462	63%	141	51%
				SEAWEED AND OTHER ALGAE
				SCALLOP
				SARDINE
				HAKE
				MONK
				OTHERS



Last update: 10-02-2023

AQUACULTURE

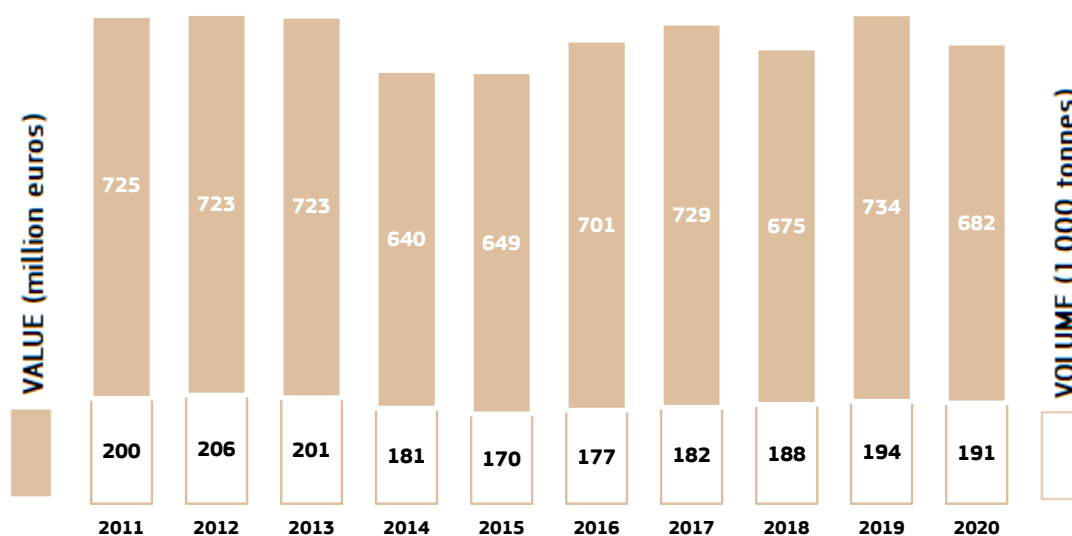
Source: EUMOFA, based on Eurostat, FAO and FEAP data.

Aquaculture consists in the farming of aquatic (fresh or saltwater) organisms, such as fish, molluscs, crustaceans and aquatic plants. Aquaculture data are reported in live weight equivalent and value.

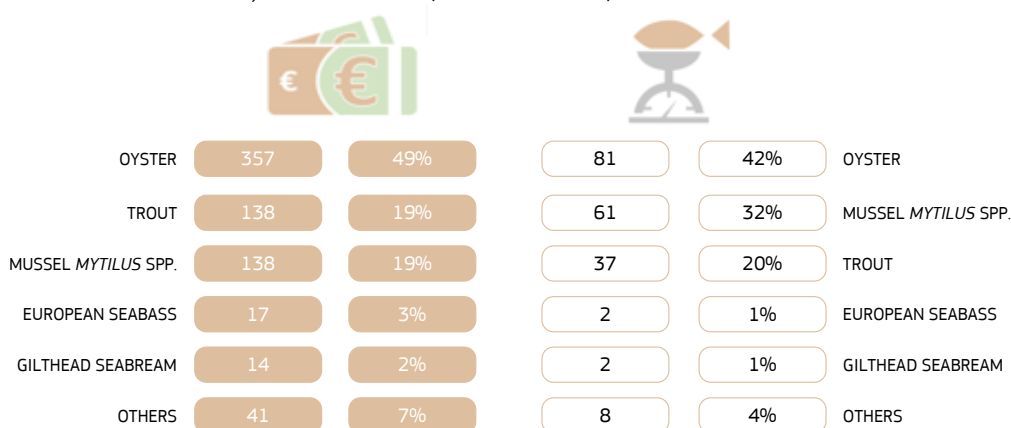
In 2020, 79 % of the French production occurred in sea and brackish waters and 20% in freshwater. The following main production methods were used:

- 66% of production: off bottom in sea and brackish water;
- 16% of production: tanks and raceways in freshwater;
- 5% of production: on bottom in sea and brackish water;
- 3% of production: on cages in sea and brackish water (slight portion in freshwater);
- 3% of production: in ponds, almost entirely in freshwater (slight portion in sea and brackish water);
- The rest was farmed using other methods for which no detail is available.

Total production. Values are deflated by using the GDP deflator (base=2015)



Main commercial species farmed and % of total
2020, million euros (nominal value) and 1.000 tonnes





PRODUCER ORGANISATIONS

Data as of 10-11-2022, source: DG MARE, [link](#)

In France, **17 producer organisations (POs)** and **2 associations of POs** are formally recognized. Their role is to contribute to the achievement of the objectives of the Common Fisheries Policy (CFP) and of the Common organisation of the markets (CMO) through the collective management of their members' activities.

Of the 17 POs, 15 operate in the fishery sector and 2 in aquaculture. The two associations of POs operate in the fishery sector.

FIRST SALES 2021, source: EUMOFA

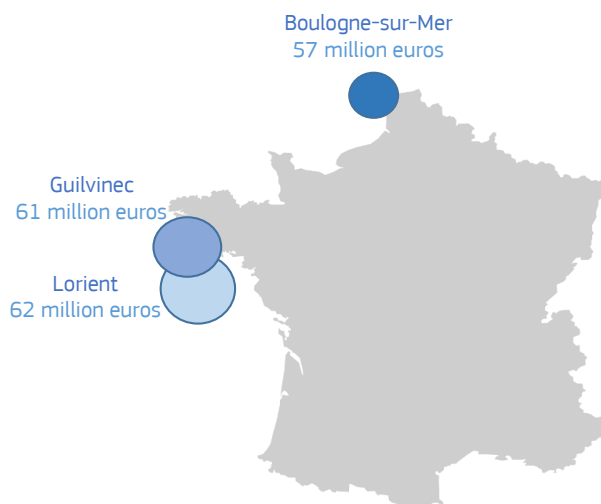
First sales concern the fish that is sold or registered at an auction center or to registered buyers or to producer organizations (PO). First sales may differ from landings since the former do not cover fish that is landed by vessels owned by processing companies or direct sales to processors.

In France, there are 35 auction markets: they are responsible for gathering and transmitting sales notes to FranceAgriMer, thanks to the RIC (Réseau Inter-Criées: Auction markets network). Of these:

- 17 are in the Bay of Biscay and Iberian coast
- 13 are in the Celtic sea
- 4 are in the Mediterranean
- 1 is in the North sea

In 2021, total first sales in these auctions amounted to 264.149 tonnes and 726 million euros.

The top-3 auctions covered 20% and 25% of total first sales, respectively in volume and value terms.



Top-3 auctions	Volume (tonnes)	Value (million euros)	Top-3 main commercial species (in value)
Lorient	16.147	62	Norway lobster, ling, monk
Guilvinec	14.104	61	Monk, Norway lobster, megrim
Boulogne-sur-Mer	23.414	57	Scallop, squid, mackerel



WHOLESALE

Wholesale is an intermediary stage in the distribution channel that buys in bulk and sells to resellers (e.g. retailers) rather than to consumers.

In France, 11 wholesale market places (“marchés d'intérêt national” or MIN) are involved in sales of fishery and aquaculture products. About 100 fish wholesaling companies operate on these markets, out of which 42 are situated in the market of Paris-Rungis.



In 2019, Rungis sold 90.374 tonnes of fisheries and aquaculture products for a value of 889 million euros (source: <https://www.rungisinternational.com>). The “Réseau des nouvelles des marchés” (RNM) publishes daily, weekly and monthly price quotations on the wholesale market of Rungis (www.rnm.franceagrimer.fr).

PROCESSING

According to Eurostat-SBS, 12.777 persons were employed in the French fish processing industry in 2020. The sector recorded a value added of 760,6 million euros, covering 2% of the value added of total manufacture of food products.

In 2021, the main products sold were “Prepared meals and dishes based on fish, crustaceans and molluscs” and “Fish fillets in batter or breadcrumbs including fish fingers (excluding prepared meals and dishes)” (source: Eurostat-PRODCOM).

353 companies
Sales: 4,8 billion euros
 (2020, source: Eurostat - SBS)

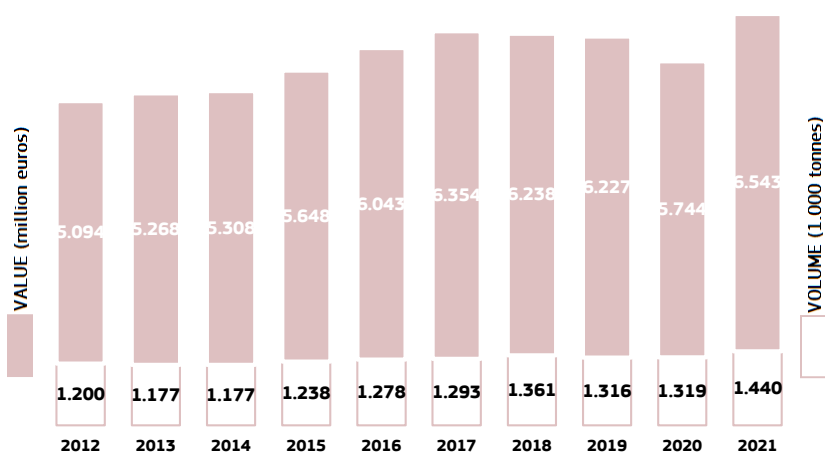


Last update: 10-02-2023

IMPORT – EXPORT


Source: EUMOFA, based on Eurostat-COMEXT data. Values in the bar charts are deflated by using the GDP deflator (base=2015).

IMPORT

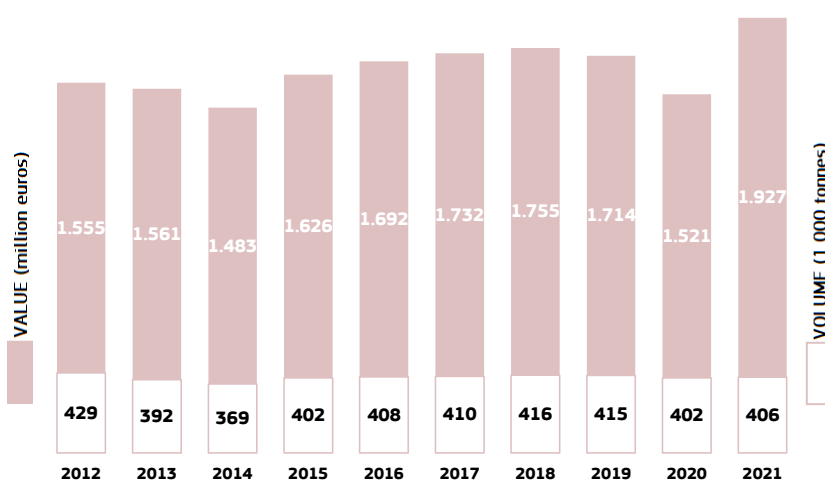


Main commercial species imported and % of total imports

2021, million euros (nominal value)

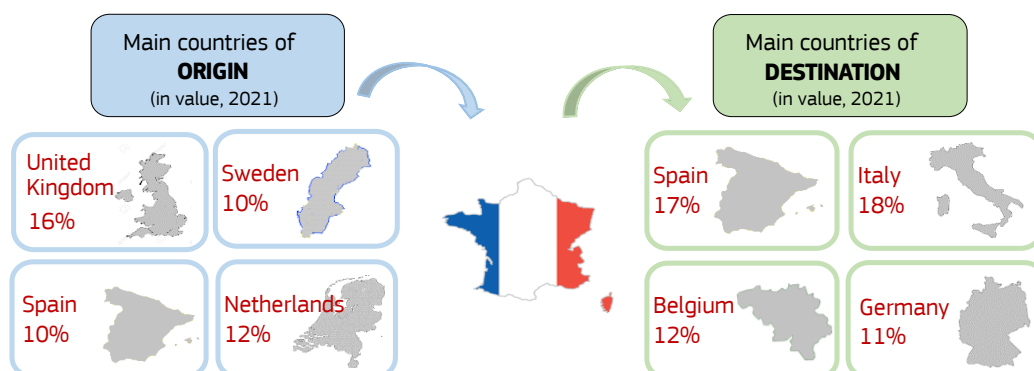
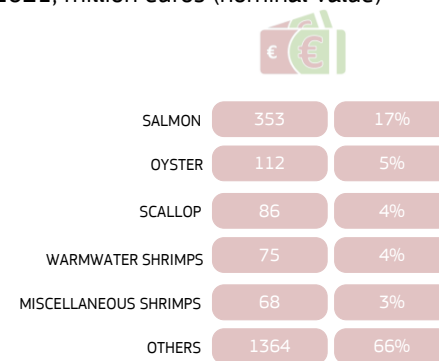


EXPORT



Main commercial species exported and % of total exports

2021, million euros (nominal value)

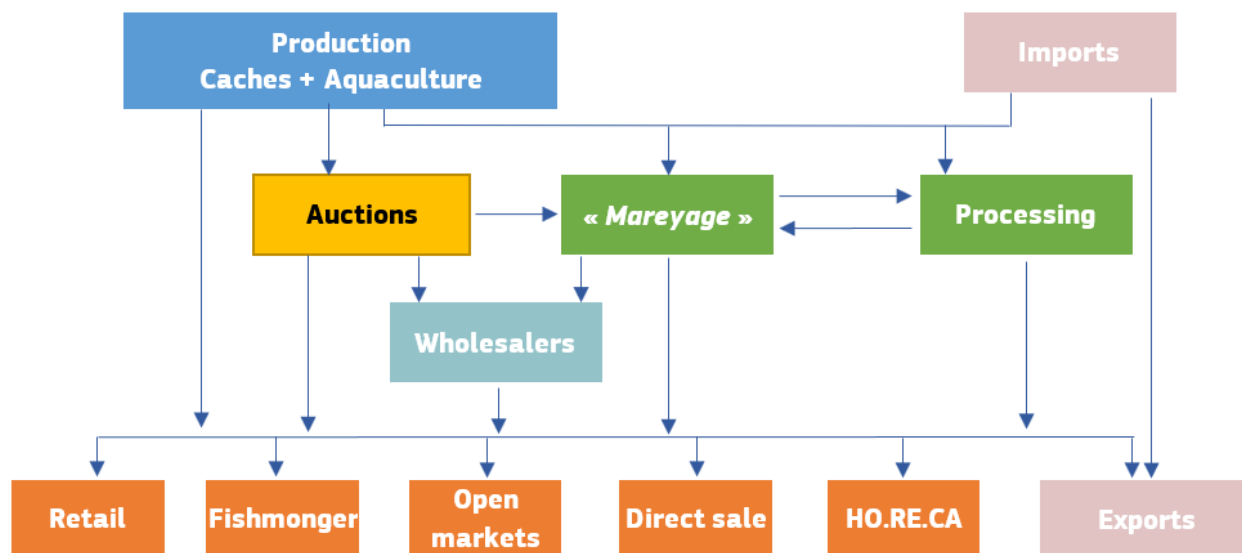




Last update: 10-02-2023

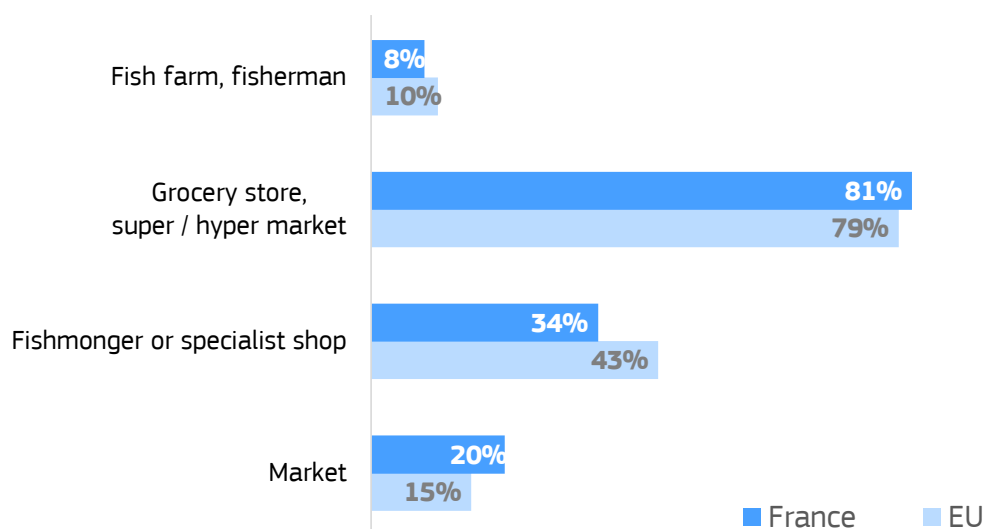
DISTRIBUTION

The supply chain of fisheries and aquaculture products in France (source: FranceAgriMer):



“Mareyage” plays an essential role in the promotion of fishery products, representing the link between upstream and downstream of the seafood industry. It consists in buying fish from the coasts, preparing them (sorting, removing viscera or heads, cutting fillets), packaging them, transporting them and reselling them to a wholesaler or retail trader (fishmonger, restaurant, supermarket).

Consumer preferences on purchasing channels (source: Eurobarometer, 2021):





Last update: 10-02-2023

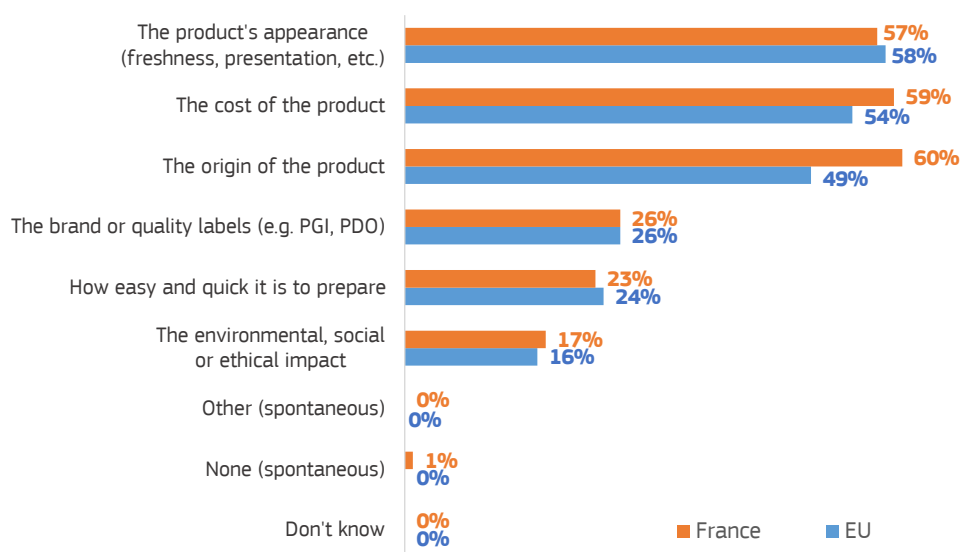
CONSUMPTION

In 2020, apparent consumption was estimated at 32,56 kg per capita, a .2% decrease compared with 2019. The most consumed species were salmon, cod, Alaska pollock and skipjack tuna (source: EUMOFA).

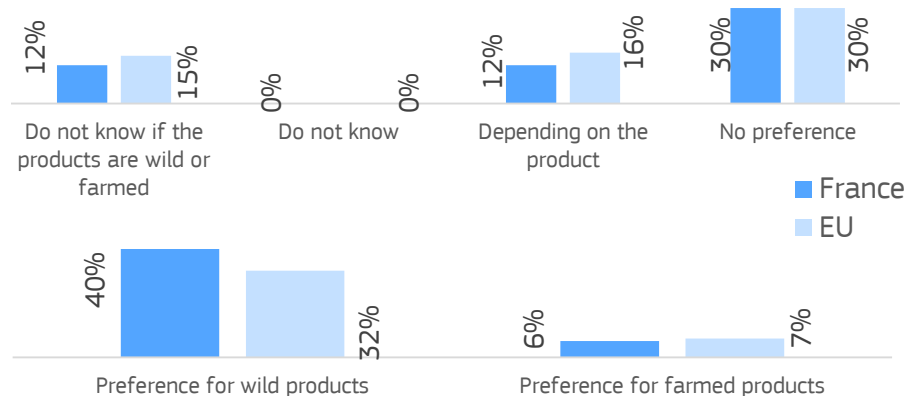
Regular consumers, namely those who eat fishery and aquaculture products at least once a month, mainly belong to age groups 40-54 and over 55. Young people (15-24) are less inclined to consume fish in France, as well as at EU-28 level. However, in this category, regular consumers cover 79% of the total, which is much higher than at EU level (67%, UK included). French consume especially fresh, frozen and tinned products; loose fish is more frequently consumed (71%) than at EU level (68%, UK included) (source: EUMOFA, "EU consumer habits regarding fishery and aquaculture products", 2017).

32,56 kg
per capita in live weight
equivalent
(2020, source: EUMOFA)

Purchasing factors (source: Eurobarometer, 2021)



Preferences regarding wild or farmed product (source: Eurobarometer, 2021)





THE COUNTRY IN EUMOFA



LANDINGS

Volumes and values are collected from Eurostat – Fishery. They are available on a yearly basis and accessible through simple and advanced tables, as well as through the bulk download facility.

FIRST SALES

Volumes and values are collected from FranceAgriMer on a weekly and monthly basis.

Weekly data are monitored for a selection of 14 main commercial species and 23 auctions (click [here](#) for the full list). Monthly data cover all species sold in the 37 French auctions.

Both are accessible through simple and advanced tables, as well as through the bulk download facility. As for monthly first sales, data at disaggregated level are also accessible, through a dedicated advanced table and the bulk download facility.

IMPORT - EXPORT

Volumes and values are collected from Eurostat – COMEXT. Data concern trade flows of all fisheries and aquaculture products as recorded by national customs.

They are available on a monthly and yearly basis and accessible through simple and advanced tables, as well as through the bulk download facility.

AQUACULTURE

Volumes and values are collected from Eurostat – Fishery and integrated with FAO and FEAP data. They are available on a yearly basis and accessible through simple and advanced tables, as well as through the bulk download facility.

WHOLESALE

Prices are collected from FranceAgriMer on a weekly basis. Data cover sales in the Rungis market of a selection of 14 main commercial species (click [here](#) for the full list).

Data are accessible through simple and advanced tables, as well as through the bulk download facility.

PROCESSING

Data are collected from Eurostat – PRODCOM. They concern ex-farm quantities and values of fisheries and aquaculture products sold in the country after being transformed from raw material into final products.

They are available on a yearly basis and accessible through simple tables, as well as through the bulk download facility.

CONSUMPTION

Volumes and values of household consumption of fresh fisheries and aquaculture products are collected from Europanel based on panel reporting. Data are monitored for 10 main commercial species + the item “Others”, aggregating all other species (click [here](#) for the full list). Data are available on a monthly and yearly basis and accessible through simple tables and the bulk download facility.

Moreover, retail prices of a selection of 11 main commercial species are collected on a weekly basis from FranceAgriMer (click [here](#) for the full list). They are accessible through simple and advanced tables, as well as through the bulk download facility.



COUNTRY PROFILE

France



Last update: 10-02-2023