

## NORWAY LOBSTER (*NEPHROPS NORVEGICUS*)



© Scandinavian Fishing Year Book

### BIOLOGY AND HABITAT

- **Species description** ([Read more](#))

The Norway lobster, also known as Dublin Bay prawn, scampi or langoustine, is the only species in the genus *Nephrops*.

- **Geographical distribution and habitat** ([Read more](#))

The Norway lobster lives in the North-Eastern Atlantic ocean, and parts of the Mediterranean Sea.

### RESOURCE, EXPLOITATION AND MANAGEMENT

- **Stock and resource status/conservation measures** ([Read more](#))


Minimum conservation size is established by the carapace length (from 20 to 32 mm) and by the total length (from 37 mm to 105 mm), depending on the fishing area.

- **Production methods and fishing gears** ([Read more](#))

In the EU, the European lobster is caught by using traps and pots.

The species is exclusively wild-caught, as juvenile mortality rate is very high in aquaculture.

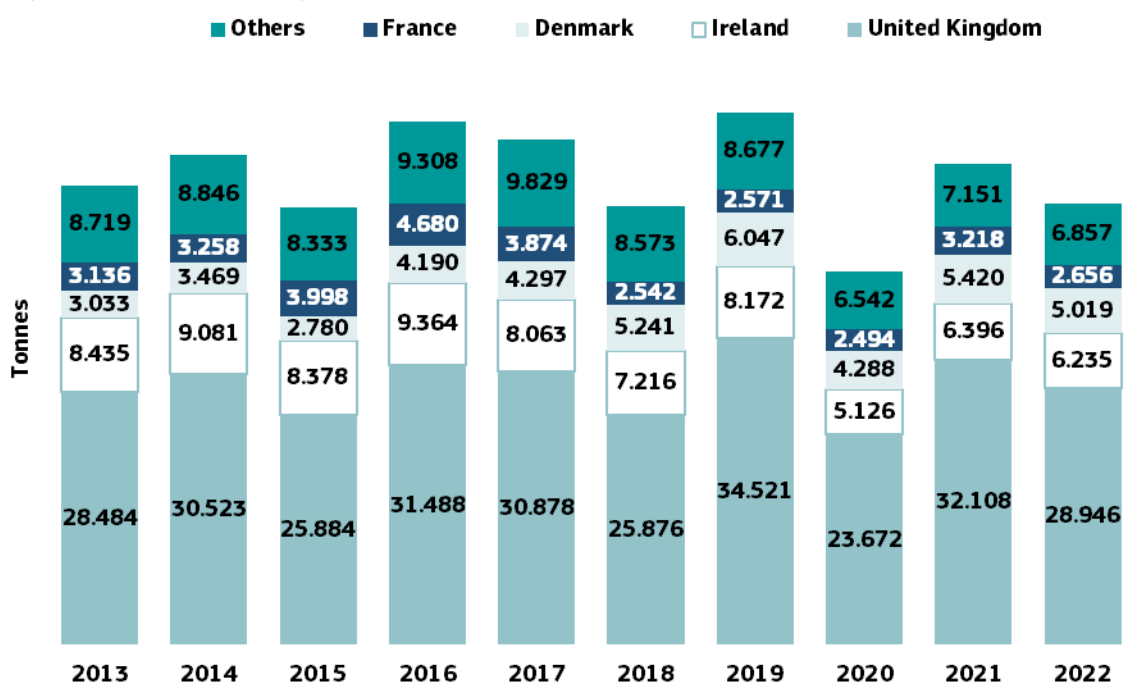
## Norway lobster



## CATCHES

## Evolution of world catches

- World catches of Norway lobster amounted to over 49.700 tonnes in 2022, i.e. **0,05%** of the total global catches. The United Kingdom was by far the leading producer with 58% of the total global catches.
- Over the last ten years (2013-2022), global catches have fluctuated with a decreasing trend (by 4% over the same period).

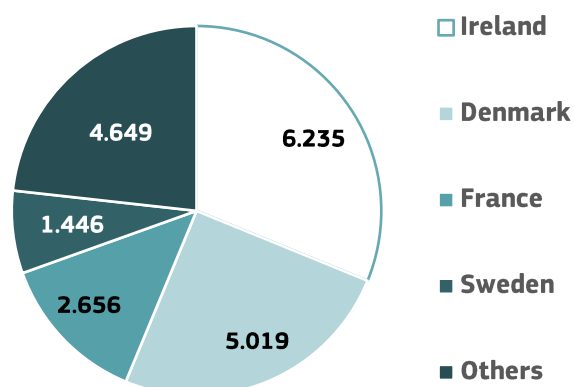


Source: FAO

## Evolution of EU catches

- The EU and the UK provide almost all global catches of Norway lobster (98% in 2022). The EU alone provided 40% of the global catches the same year.
- Ireland and Denmark were the main EU producers with respectively 31% and 25% of the EU catches.

## Catches (2022, tonnes)



Source: FAO



## Norway lobster

## TRADE

- Combined nomenclature ([Read more](#))

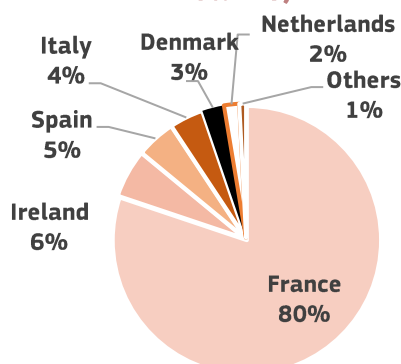
## EU-27 trade of Norway lobster products (2023 - tonnes)

CN code	Product	EU imports	EU exports
03 06 15 00	Frozen Norway lobster, even smoked or cooked, in shell or not	6.846	1.164
03 06 34 00	Live, fresh or chilled Norway Lobster, in shell or not	4.091	220
03 06 94 00	Norway Lobster, in shell or not, dried, salted, smoked or in brine	1	41
<b>Total</b>		<b>10.938</b>	<b>1.426</b>

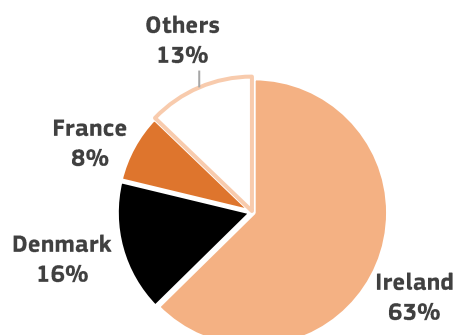
Extra-EU trade concerns mainly frozen Norway lobster (63% of EU imports and almost all exports).

- Extra-EU imports** reached around 10.900 tonnes in 2023, from which 96% came from the United Kingdom. The main importers were France (80% of the extra-EU imports in 2023), and to a lesser extent Ireland (6%), Spain (5%), and Italy (4%).
- Main markets of the **EU exports** were the United Kingdom, China, and Iceland, accounting for 55%, 13% and 12% of EU exports in 2023, respectively. Main exporters were Ireland and Denmark (63% and 16% of the exports volume).

EU importers (2023, % in volume)



EU exporters (2023, % in volume)

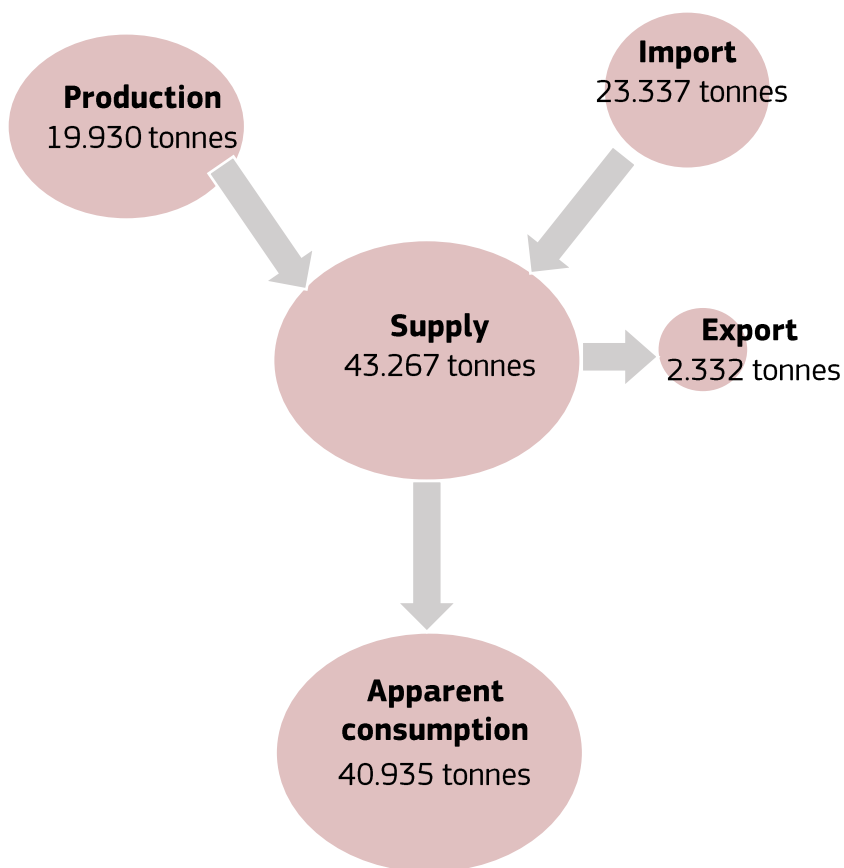




## Norway lobster

### Supply balance

#### EU supply balance (2022<sup>1</sup>) – Tonnes of live weight equivalent<sup>2</sup> – Norway lobster



Source: FAO/ EUROSTAT-COMEXT

<sup>1</sup> Supply balance is provided for the year 2022 (trade data for 2022 were taken into account). Detailed trade data provided in the slide 3 concern the year 2023.

<sup>2</sup> The [conversion factors](#) were used to convert net weight of imports and exports of fishery and aquaculture products into live weight equivalents.



## Norway lobster

## PRICES ALONG THE SUPPLY CHAIN (EUR/kg)

## First-sale (Live/Fresh)

First-sale prices are provided for Ireland, Denmark, France, and Sweden.

	2015	2016	2017	2018	2019	2020	2021	2022	2023	2024*	Source
<b>Ireland</b>	n.a.	7,36	6,88	8,22	6,35	5,31	5,38	6,55	6,43	6,44	EUMOFA
<b>Denmark</b>	10,70	9,70	8,48	7,11	7,17	6,42	6,95	8,16	7,17	7,17	EUMOFA
<b>France</b>	14,85	15,61	17,13	19,12	19,01	17,80	18,57	20,02	19,52	19,95	EUMOFA
<b>Sweden</b>	n.a.	n.a.	n.a.	n.a.	n.a.	10,12	12,90	16,12	15,28	17,83	EUMOFA

(\*) From January to November 2024

## Wholesale

Wholesale prices are provided for two wholesale markets located in France and Spain.

Average (FR) / Most frequent price (ES)	2015	2016	2017	2018	2019	2020	2021	2022	2023	2024*	Source
<b>Spain</b>	31,88	30,29	24,71	44,3	35,48	59,43	35,71	54,68	55,27	63,61	Mercamadrid
<b>France (fresh 16-20 pieces/kg)</b>	18,3	23	22,6	18,08	12,16	13,07	12,81	14,86	15,93	21,86	Rungis (RNM)

(\*) From January to November 2024

## Retail/consumption

Prices refer to fresh Norway lobster in France.

	2015	2016	2017	2018	2019	2020	2021	2022	2023*	Source
<b>France</b>	16	15,9	15,5	16,5	16	15,9	15,8	17,7	18,6	FranceAgriMer

(\*) last year available

## Import (frozen)

Extra-EU exports concern mainly frozen Norway lobster. France, Spain and Ireland were the main importers from extra-EU countries in 2023.

	2015	2016	2017	2018	2019	2020	2021	2022	2023	2024*	Source
<b>France</b>	13,49	19,52	28,82	21,12	30,13	8,55	10,99	11,13	10,98	55,14	EUMOFA
<b>Spain</b>	17,68	20,65	21	17,92	19,33	13,80	17,63	19,92	22,34	22,15	EUMOFA
<b>Ireland</b>	3,62	3,6	n.a.	3,37	n.a.	6,40	8,63	10,49	10,29	10,60	EUMOFA

(\*) From January to August 2024

## Export (frozen)

Extra-EU exports concern mainly frozen Norway lobster. Ireland, Denmark and France were the main exporters in the EU in 2023.

	2015	2016	2017	2018	2019	2020	2021	2022	2023	2024*	Source
<b>Ireland</b>	6,87	8,53	16,79	7,34	10,29	12,20	7,28	11,05	11,50	9,45	EUMOFA
<b>Denmark</b>	12,54	12,08	13,21	12,19	13,37	13,88	13,64	16,74	15,65	15,62	EUMOFA
<b>France</b>	23,93	21,28	18,3	18,6	26,69	28,58	34,35	34,98	47,51	38,44	EUMOFA

(\*) From January to August 2024



## Norway lobster

### MARKETING

- National lists of commercial designations ([Read more](#))
- Information system on commercial designations and scientific names in all EU languages ([Read more](#))
- Applicable marketing standards ([Read more](#))

### CONSUMPTION

- Apparent consumption of Norway lobster, per capita in 2022: **0,09 kg** live weight equivalent (source: [Supply balance – 2022](#), EUMOFA).
- Nutritional value (Norway lobster, North-East Atlantic, cooked, values per 100 g – source : NUTRAQUA/AQUIMER)

Nutritional value	Norway lobster
kilo calories (kcal)	91
Kilojoule (kJ)	386
Water (g)	76,3
Ashes (g)	1,8
Proteins (g)	20,9
Carbohydrates (g)	0,3
Lipids (g)	0,7
Cholesterol (mv)	149,1
Omega 6 (mg)	32
Omega 3 (mg)	166
EPA (mg)	76
DHA (mg)	75