


## ALBACORE (*THUNNUS ALALUNGA*)



© Scandinavian Fishing Year Book

### BIOLOGY AND HABITAT

- **Species description** ([Read more](#))

Albacore is a pale-fleshed species of the tuna family. Albacore tuna can grow to 30 kg in weight and 1,40 m in length.

- **Geographical distribution and habitat** ([Read more](#))

Albacore tuna can be found in the Atlantic, Pacific and Indian Oceans, as well as in the Mediterranean Sea.


### RESOURCE, EXPLOITATION AND MANAGEMENT

- **Stock and resource status/conservation measures** ([Read more](#))

TACs are adopted by the International Commission for the Conservation of Atlantic Tunas (ICCAT) for Albacore caught in the Atlantic Ocean and the Mediterranean Sea and by the Indian Ocean Tuna Commission (IOTC) for Albacore caught in the Indian Ocean.

- **Production methods and fishing gears** ([Read more](#))

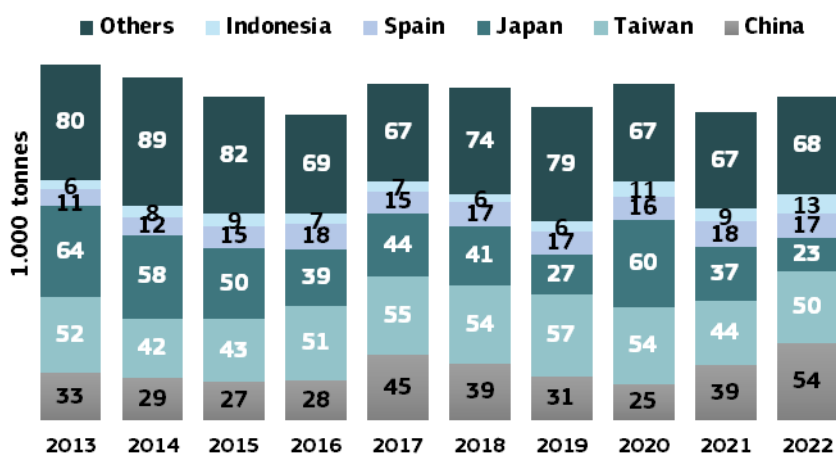
There are several methods used for harvesting albacore tuna: pelagic trawls, hooks and line, and purse seines.



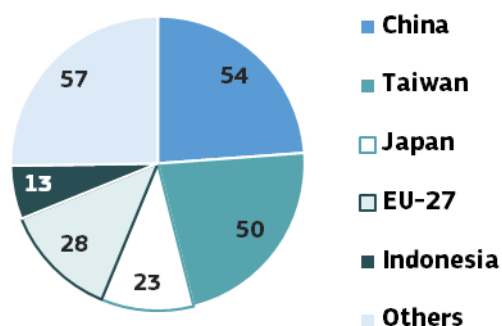
## CATCHES

- Global production of albacore tuna amounted to 224.840 tonnes in 2022. The leading producers were China, Taiwan, and Japan which provided respectively 24%, 22% and 10%, followed by the EU-27 (13%).
- Over the last decade (2013-2022), world catch of albacore tuna has followed a downward trend (-9%).

### Evolution of world catches



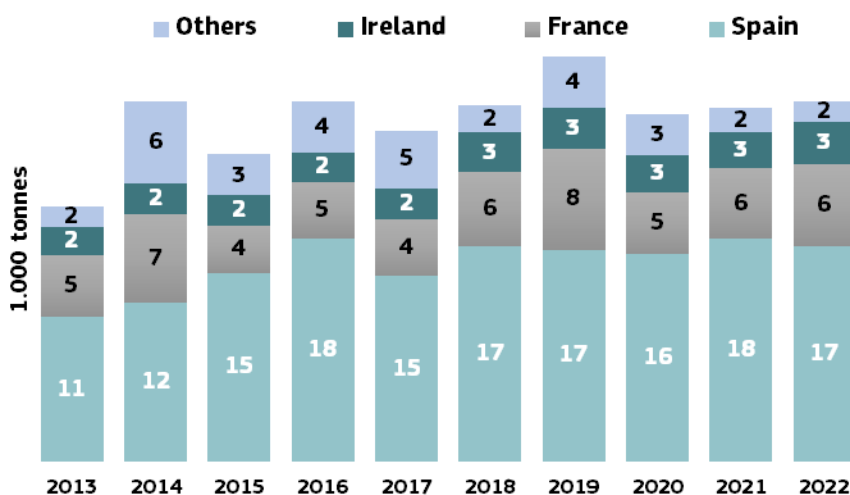
Catches (2022, 1.000 tonnes)




Source: FAO

### Evolution of EU catches

- The EU production of albacore tuna amounted to 28.392 tonnes in 2022, providing 13% of the global production. Spain (60% of the EU production) and to lesser extent France (23%) and Ireland (12%) were the major EU producers. Another important EU producer was Italy.
- Over the 2013-2022 period, EU production has increased by 41%, with strong fluctuations due to variable TAC and quotas. In recent years, ICCAT has adopted recommendations that increase fishing opportunities: this led to a greater availability of quotas for the EU fishing fleet.




Source: FAO



## PROCESSING

- The main share of albacore tuna landed in the EU is used for canning, especially in Spain and to lesser extent in France, although the demand of the fresh market is high. This is related to unsatisfying landed tuna quality, as a result of the significant share of catches by trawlers (and less from pole and line and nets).
- In EU processing data, it is not possible to distinguish the albacore tuna from the total canned tuna statistics. In Spain, statistics related to the canning industry are provided by main product. Albacore tuna is a **premium canned product** and amounted to 12.501 tonnes for a value of EUR 124,9 million in 2021 (-8% in volume and -6% in value in comparison to 2020), representing 4% of canned seafood volume and 8% of canned seafood value (Source: Spanish association of canned fish: *Asociación Nacional de Fabricantes de Conservas de Pescados*, ANFACO).



## TRADE

- Combined nomenclature ([Read more](#))

### EU-27 trade of albacore tuna products (2023 - tonnes)

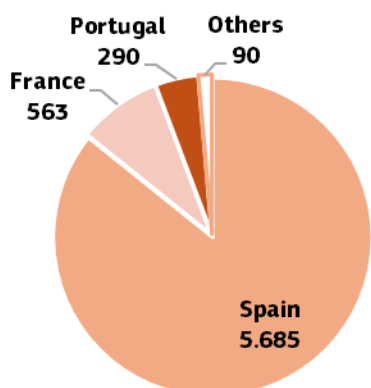
CN code	Product	EU imports	EU exports
03 02 31 90	Fresh or chilled albacore tunas " <i>Thunnus alalunga</i> " (excl. for industrial processing)	0	0
03 02 31 90	Fresh or chilled albacore or longfinned tunas " <i>Thunnus alalunga</i> " (excl. for industrial processing or preservation)	219	30
03 03 41 10	Frozen albacore tunas " <i>Thunnus alalunga</i> " for industrial processing	3.306	25
03 03 41 90	Frozen albacore tunas " <i>Thunnus alalunga</i> " (excl. for industrial processing)	3.103	29
<b>Total</b>		<b>6.629</b>	<b>84</b>

- Extra-EU exports:**

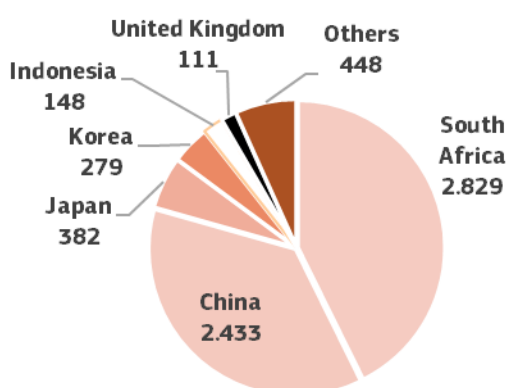
EU exports of Albacore tuna are marginal.


- Extra-EU imports** reached 6.620 tonnes in 2023, mostly frozen (97% of EU imports). Spain is by far the main importer in the EU (86% of the EU imports) and to lesser extent France (8%) and Portugal (4%). The main suppliers are South Africa (43%) and China (37%).

EU importers (2023, in tonnes)



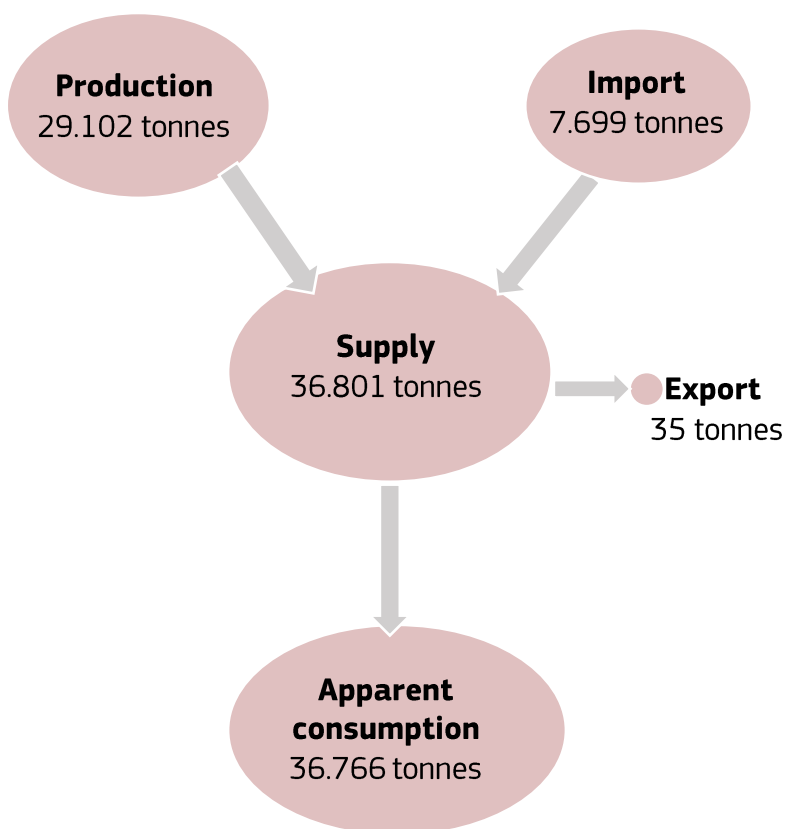
Main EU suppliers (2023, tonnes)





## Supply balance


### EU supply balance (2022<sup>1</sup>) – Tonnes of live weight equivalent<sup>2</sup>



Source: EUROSTAT/COMEXT

<sup>1</sup> Supply balance is provided for the year 2022 (trade data for 2022 were taken into account). Detailed trade data provided in the slide 4 concern the year 2023.

<sup>2</sup> The [conversion factors](#) were used to convert net weight of imports and exports of fishery and aquaculture products into live weight equivalents.



## PRICES ALONG THE SUPPLY CHAIN (EUR/kg)

### First-sale (fresh whole)

First-sale prices are provided for Spain and France, the main EU producers of albacore. Over the 2015-2024 period, average yearly prices were higher in Spain than in France, possibly due to higher prices achieved by pole-and-line Spanish landings.

	2015	2016	2017	2018	2019	2020	2021	2022	2023	2024*	Source
<b>Spain</b>	3,42	3,36	3,77	3,64	3,54	3,63	3,6	4,32	3,36	4,12	EUMOFA
<b>France</b>	3,14	3	3,04	2,72	2,61	2,87	2,87	2,86	2,40	3,00	EUMOFA

\*) From January to November 2024

### Retail/consumption

Retail prices refer to fresh and canned tuna in France and Spain (not specific to albacore tuna).

	2014	2015	2016	2017	2018	2019	2020	2021	2022	2023*	Source
<b>France (fresh)</b>	16	15,8	17,3	17,6	19,5	19,8	21,1	21,5	23	21,7	FranceAgriMer
<b>France (canned)</b>	7,9	7,9	7,9	8,1	8,6	9,1	9,3	9,5	9,9	10,9	FranceAgriMer
<b>Spain (canned tuna)</b>	7,52	7,19	7,31	7,7	8,03	8,14	8,09	8,19	9,37	10,05	MAPA


\*) last data available

### Import (frozen whole)

Import prices are provided for frozen whole products in Spain, Portugal and France, major importers of albacore tuna in the EU.

	2015	2016	2017	2018	2019	2020	2021	2022	2023	2024*	Source
<b>Spain</b>	2,81	2,92	3,01	3,17	3,45	3,10	3,04	3,40	3,27	2,85	EUMOFA
<b>France</b>	2,95	3,2	3,33	3,49	3,51	3,31	3,05	3,21	3,25	3,08	EUMOFA
<b>Portugal</b>	3,11	2,79	2,81	3,05	3,64	3,40	3,45	4,26	3,26	2,97	EUMOFA

\*) From January to August 2024



## MARKETING

- National lists of commercial designations ([Read more](#))
- Information system on commercial designations and scientific names in all EU languages ([Read more](#))
- Applicable marketing standards ([Read more](#))

## CONSUMPTION

- Tuna, **all species combined**, is the most consumed fish in EU (source: [The EU Fish Market – 2023 edition](#), EUMOFA)
- Apparent consumption of tuna (all species included) per capita in 2022: **3,00 kg** live weight equivalent, mostly canned (source: [Supply balance - 2022](#), EUMOFA)
- Nutritional value (Albacore, Atlantic/Pacific, fresh fillet, values per 100 g – source : NUTRAQUA/AQUIMER)

Nutritional value	Albacore
kilo calories (kcal)	121
Kilojoule (kJ)	511
Water (g)	70
Ashes (g)	1,3
Proteins (g)	27,3
Carbohydrates (g)	0,3
Lipids (g)	1,1
Cholesterol (mv)	32,9
Omega 6 (mg)	58
Omega 3 (mg)	390
EPA (mg)	65
DHA (mg)	286