



Last update: 28-01-2025

AUSTRIA IN THE WORLD AND IN THE EU

2022, sources: Eurostat and FAO

Austria is a minor EU-27 producer of farmed products and, as a landlocked country, has few internal catches.

(1.000 tonnes)	World	EU-27	Austria	% world	% EU-27
Catches	92.050	3.466	0,35	0,0004%	0,01%
Aquaculture	130.885	1.089	4,72	0,0036%	0,43%
Total	222.936	4.554	5,07	0,0023%	0,11%

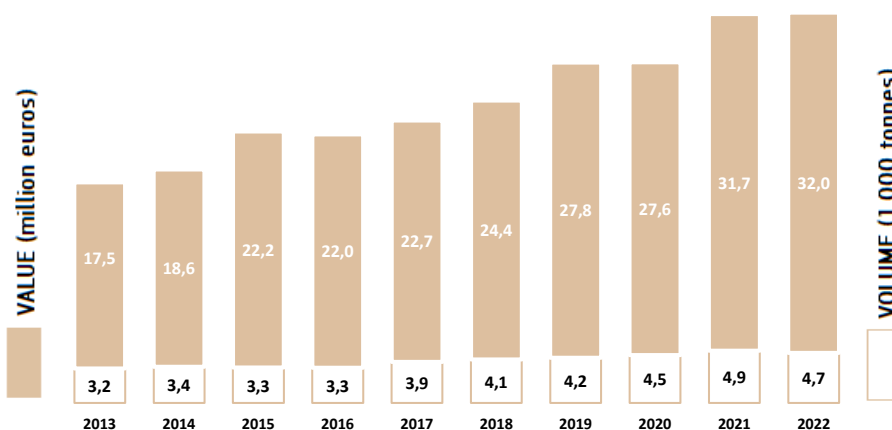
AQUACULTURE

Source: EUMOFA, based on Eurostat and FAO data


Aquaculture consists in the farming of aquatic (fresh or saltwater) organisms, such as fish, molluscs, crustaceans and aquatic plants. Aquaculture data are reported in live weight equivalent and value.

With no direct access to the sea, aquaculture activity in Austria is limited to freshwater farming. The main species produced are trout and carp. Trout is produced in raceways, following a flow-through system. Carp is produced in natural ponds (about 2.700 ha ponds, 550 ha of which devoted to organic fish farming). Source: Aquaculture 2020 - Austrian strategy to increase the national fish production.

Total production. Values are deflated by using the GDP deflator (base=2015)



Main commercial species farmed and % of total
2022, million euros (nominal value) and 1.000 tonnes





WHOLESALE

Wholesale is an intermediary stage in the distribution channel that buys in bulk and sells to resellers (e.g. retailers) rather than to consumers.

About 20 fish wholesale companies are active in Austria. The wholesale market in Vienna-Inzersdorf is mainly involved in sales of fruit and vegetables, flowers and meat, but also hosts fish wholesalers.

PROCESSING

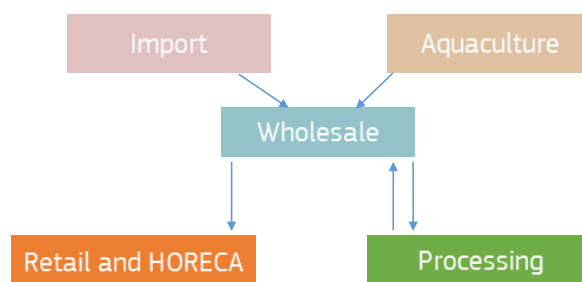
According to Eurostat-SBS, 147 persons were employed in the Austrian fish processing industry in 2022. The sector recorded a value added of 9,55 million euros, covering only 0,2% of the value added of total manufacture of food products.

In 2019, the main product sold was "Prepared meals and dishes based on fish, crustaceans and molluscs" (source: Eurostat-PRODCOM).

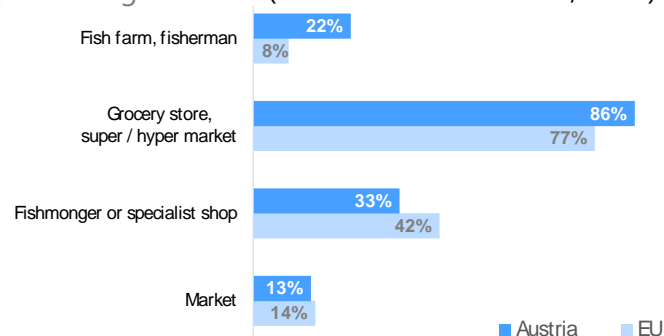
16 companies
Net turnover: 65,3 million euros
 (2023, source: Eurostat - SBS)

DISTRIBUTION

The supply chain of fisheries and aquaculture products in Austria (source: Global Agriculture Information Network):



Consumer preferences on purchasing channels (source: Eurobarometer, 2021):





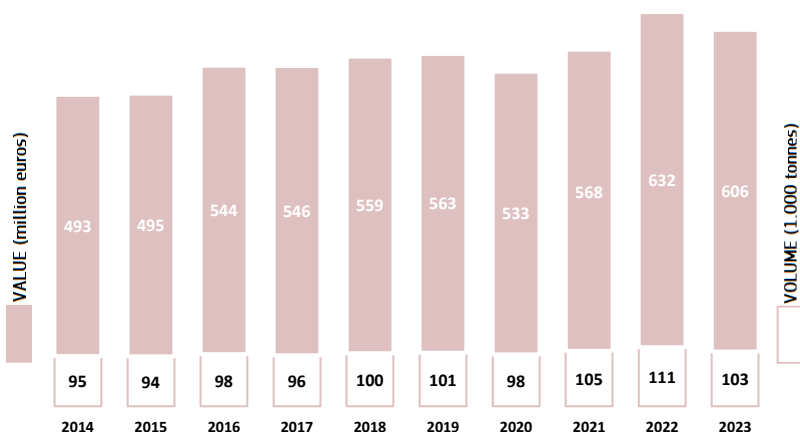
Last update: 28-01-2025

IMPORT – EXPORT

Source: EUMOFA, based on Eurostat-COMEXT data.

Values in the bar charts are deflated by using the GDP deflator (base=2015)

IMPORT



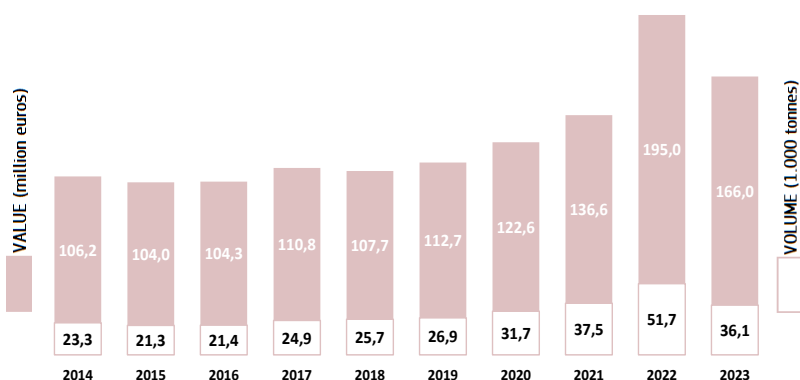
Main commercial species imported and % of total imports

2023, million euros (nominal value)



SALMON	175	23%
TROUT	83	11%
SHRIMPS (MOSTLY WARMWATER)	64	8%
SKIPJACK TUNA	58	8%
OTHERS	382	50%

EXPORT



Main commercial species exported and % of total exports

2023, million euros (nominal value)



TROUT	42	20%
SKIPJACK TUNA	22	11%
SALMON	16	8%
GILTHEAD SEABREAM	9	4%
OTHERS	121	57%

Main countries of
ORIGIN
(in value, 2023)

Germany
44%



Netherlands
11%



Turkey
8%



Italy
7%



Main countries of
DESTINATION
(in value, 2023)

Germany
55%



France
6%



Switzerland
6%



Czechia
4%





Last update: 28-01-2025

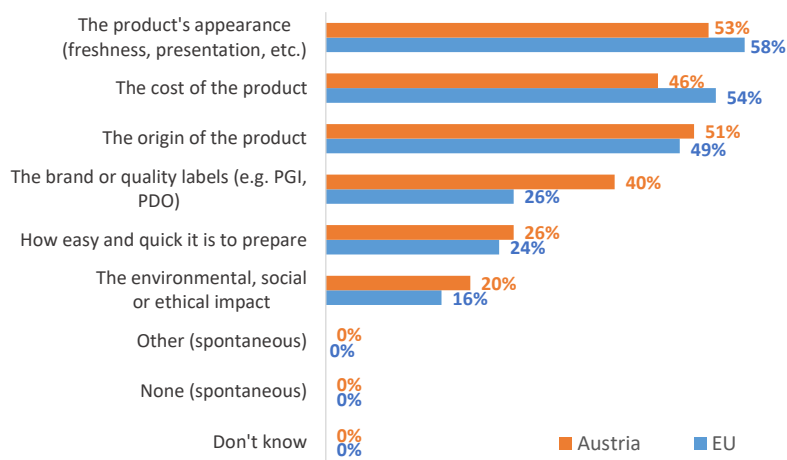
CONSUMPTION

In 2022, apparent consumption was estimated at 11,82 kg per capita, a significant decrease compared with 2021 (-7%). The most consumed species were salmon and skipjack tuna (source: EUMOFA).

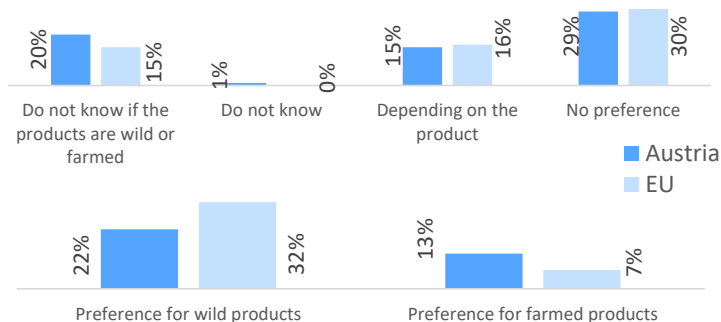
The country is characterized by a low percentage of regular fish consumers, namely those who eat fishery and aquaculture products at least once a month (54% on average in the country, compared with 72% on average at EU-28 level (i.e. UK included)). In each age group, this percentage is lower than the EU-28 average. Austrians consume especially frozen products; loose fish (51%) is less frequently consumed than at EU level (68%, UK included) (source: EUMOFA, "EU consumer habits regarding fishery and aquaculture products", 2017).

11,82 kg
per capita in live
weight equivalent
(2022, source: EUMOFA)

Purchasing factors (source: Eurobarometer, 2021)



Preferences regarding wild or farmed product (source: Eurobarometer, 2021)





Last update: 28-01-2025

THE COUNTRY IN EUMOFA



LANDINGS

Supply chain stage not present
(landlocked country)

AQUACULTURE

Volumes and values are collected from Eurostat – Fishery and integrated with FAO data.

They are available on a yearly basis and accessible through simple and advanced tables, as well as through the bulk download facility.

FIRST SALES

Supply chain stage not present
(landlocked country)

WHOLESALE

No data available

IMPORT - EXPORT

Volumes and values are collected from Eurostat – COMEXT. Data concern trade flows of all fisheries and aquaculture products as recorded by national customs.

They are available on a monthly and yearly basis and accessible through simple and advanced tables, as well as through the bulk download facility.

PROCESSING

Data are collected from Eurostat – PRODCOM. They concern ex-farm quantities and values of fisheries and aquaculture products sold in the country after being transformed from raw material into final products.

They are available on a yearly basis and accessible through simple tables, as well as through the bulk download facility.

CONSUMPTION

Retail prices from online shops are available, as collected via price-scraper.