



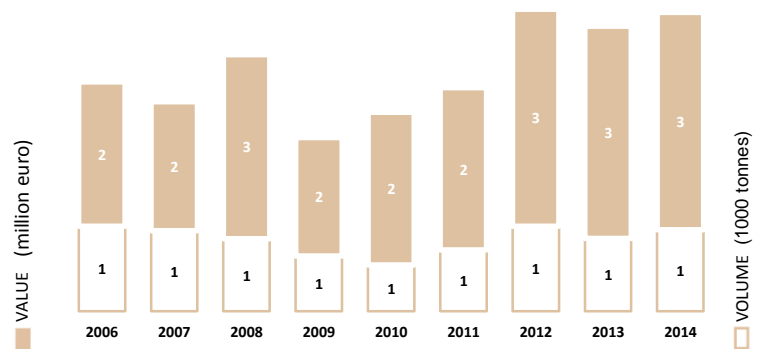
**Slovakia**




**LANDINGS**

No landings

**AQUACULTURE**



**CONSUMPTION**

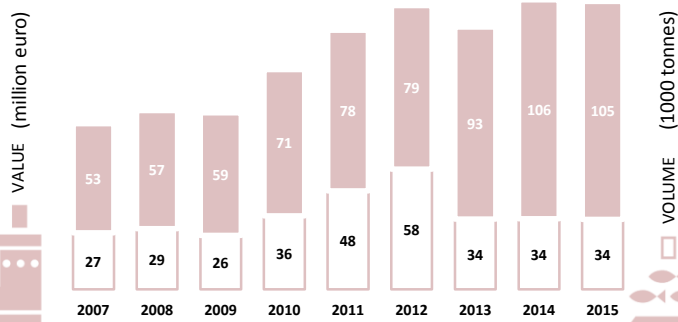


**MOST IMPORTANT SPECIES and % over the total**

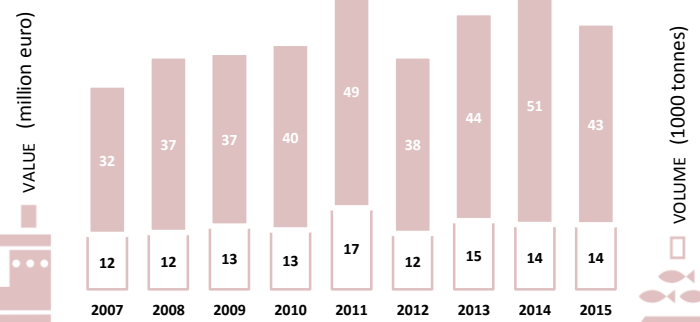


Species	% over the total
TROUT	77%
CARP	17%
OTHERS	7%

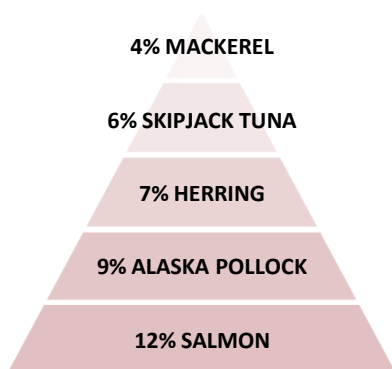
**IMPORT**



**EXPORT**



**MAIN PRODUCTS IMPORTED AND % OVER TOTAL IMPORTS (IN VALUE)**



**ORIGIN and % over total imports (in value)**

CZECH REPUBLIC	39%
POLAND	15%
GERMANY	14%
SPAIN	7%
UNITED STATES	3%
DENMARK	2%
CHINA	2%
THAILAND	2%
OTHERS	16%

**DESTINATION and % over total exports (in value)**

CZECH REPUBLIC	25%
HUNGARY	15%
POLAND	12%
AUSTRIA	10%
ROMANIA	5%
BULGARIA	4%
ITALY	4%
SPAIN	3%
OTHERS	22%

**MAIN PRODUCTS EXPORTED AND % OVER TOTAL EXPORTS (IN VALUE)**

