



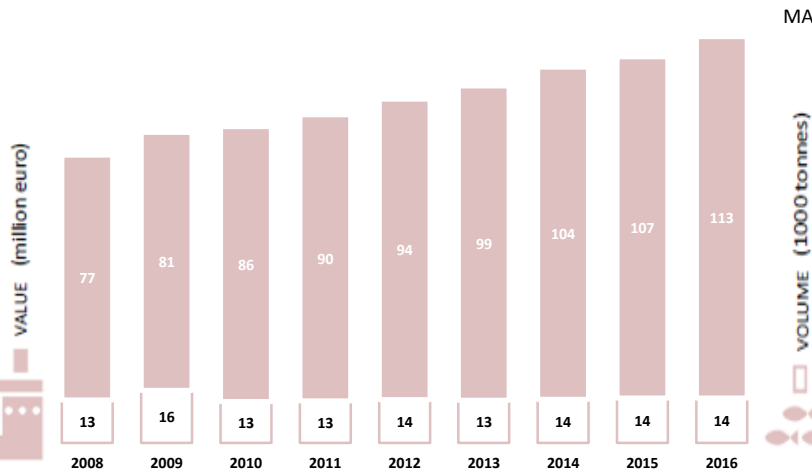
AQUACULTURE

Aquaculture activity in Luxembourg is limited mainly to trout farming. A freshwater pearl mussel farm also exists to restock rivers.



TRADE (source: Eurostat)

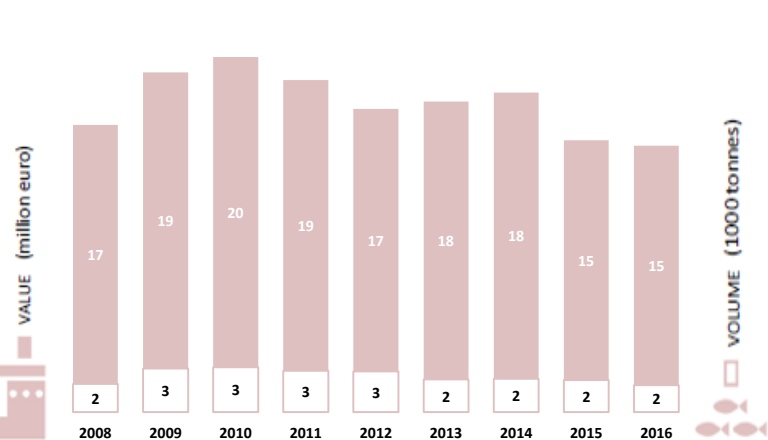
Import



MAIN COMMERCIAL SPECIES IMPORTED AND % OF TOTAL IMPORTS (2016, million euro)

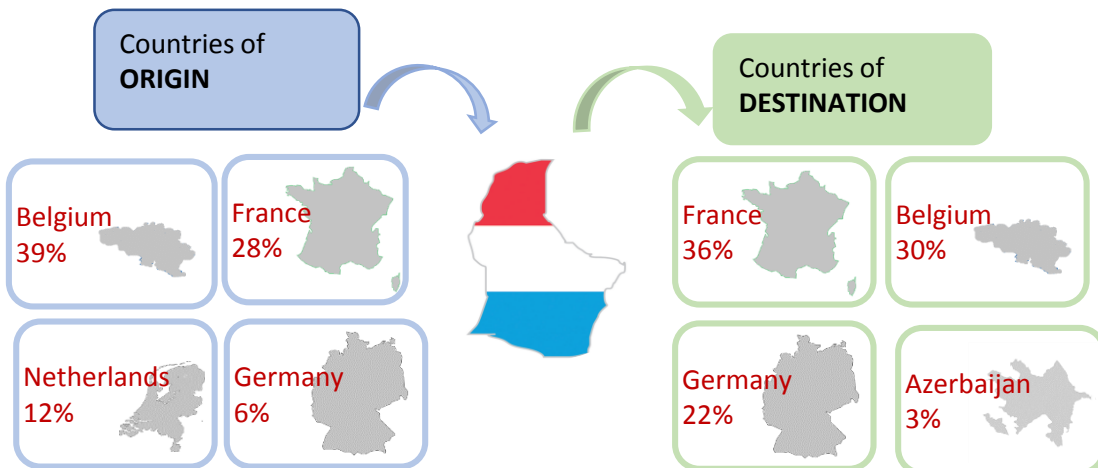
Species	Value (million euro)	% of Total Imports
SALMON	23	20%
COD	10	9%
OTHER MARINE FISH	8	7%
OTHER PRODUCTS	8	7%
MISCELLANEOUS SHRIMP	7	6%
SCALLOP	5	4%
OTHERS	53	47%

Export



MAIN COMMERCIAL SPECIES EXPORTED AND % OF TOTAL EXPORTS (2016, million euro)

Species	Value (million euro)	% of Total Exports
SALMON	2	16%
OTHER PRODUCTS	2	15%
CAVIAR, LIVERS AND ROES	1	8%
OTHER MARINE FISH	1	7%
MISCELLANEOUS SHRIMP	0,7	5%
SCALLOP	0,7	4%
OTHERS	7	46%

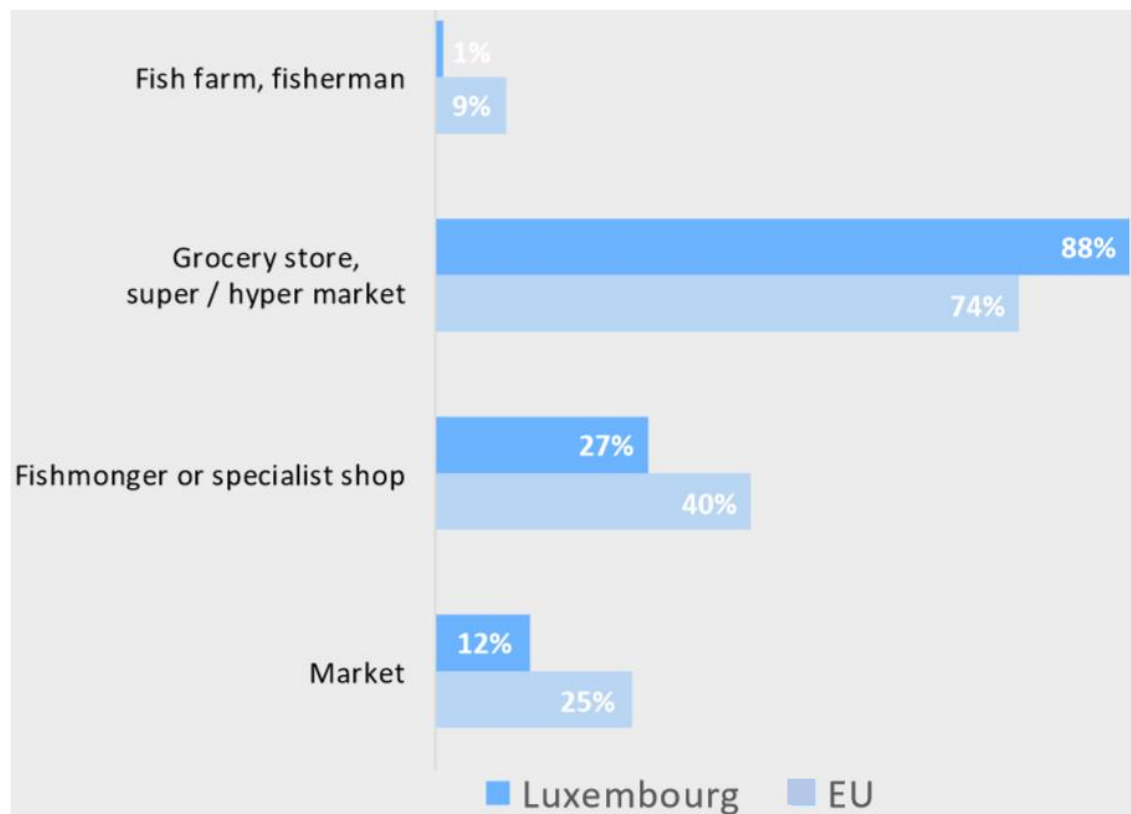




DISTRIBUTION

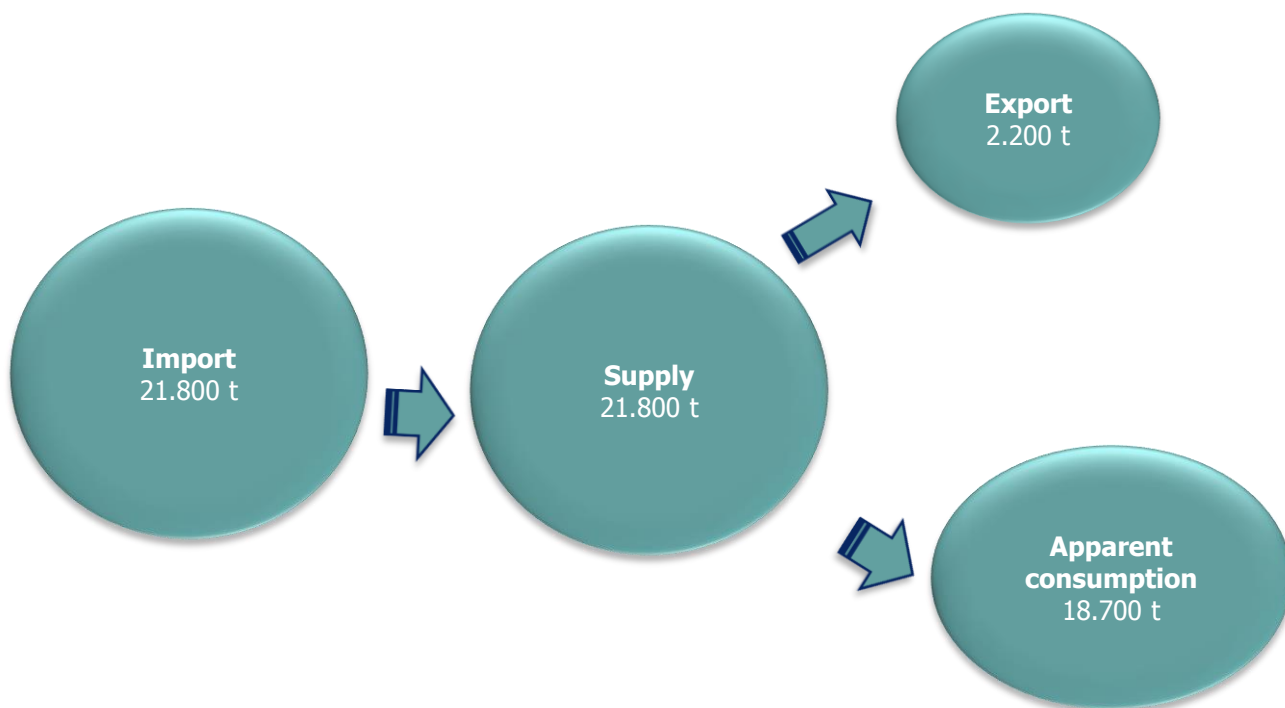
Consumers preferences on purchasing channels

(Source: EUROBAROMETER DATA)





SUPPLY BALANCE (source: EUMOFA)





CONSUMPTION

Apparent consumption of fishery and aquaculture products in Luxembourg amounted to **32 kg/per capita in 2015**, slightly higher (+1,6%) compared to the previous year.

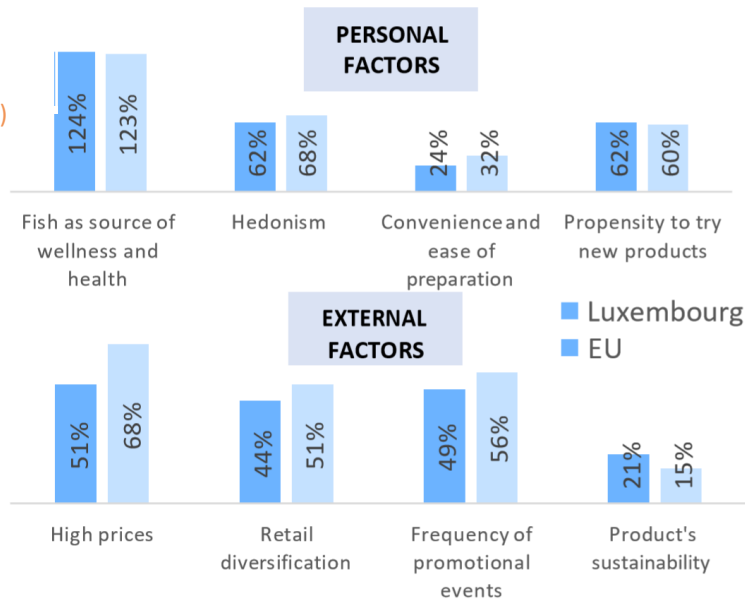
From a socio-demographic point of view, regular fish consumers belong mainly to age groups 40-54 years and over 55 years. Young people also tend to eat fish frequently in Luxembourg. This age group has the lowest number of regular consumers across the EU. While this is also the case in Luxembourg compared to other age groups, the number is higher (70% in Luxembourg) than the EU average (67%) (source: "EU consumer habits regarding fishery and aquaculture products").

People in Luxembourg consume especially fresh, frozen and smoked products, while loose fish is more frequently consumed (71%) than the EU average (68%).

32 Kg
per capita
(source: EUMOFA)

Purchasing factors

(Source: EUROBAROMETER DATA)





LUXEMBOURG IN EUMOFA



LANDINGS

No data for this supply chain are available.

AQUACULTURE

No data for this supply chain are available.

FIRST SALES

No data for this supply chain are available.

WHOLESALE

No data for this supply chain are available.

PROCESSING

No data for this supply chain are available.

TRADE

Volumes and values are collected from **EUROSTAT – COMEXT**. Data concern trade of all fisheries and aquaculture products as recorded by national customs, available on a monthly and yearly basis. Data are accessible through simple and advanced tables.

CONSUMPTION

No data for this supply chain are available.