

EUMOFA

European Market Observatory for
Fisheries and Aquaculture Products

Purpose of EUMOFA and state of play



1



New Common Market Organisation (CMO)

- The EUMOFA contributes to the commitments of the European Commission in terms of **market intelligence** as defined in Art. 42 of EU Reg. No 1379/2013
- It is part of the overall **market-oriented approach** of the management of fisheries and aquaculture activities in the CMO

What's next?

A new website

2



European
Commission

EUMOFA

European Market Observatory for
Fisheries and Aquaculture Products

[ABOUT US](#)[HELP](#)[SIGN IN](#)

English (en) ▼



FIRST SALE

LANDINGS

AQUACULTURE

WHOLESALE

IMPORT-EXPORT

PROCESSING

CONSUMPTION

What is EUMOFA

The European Market Observatory for fisheries and aquaculture (EUMOFA) is a market intelligence tool on the European Union fisheries and aquaculture sector, developed by the European Commission. It aims to increase market transparency and efficiency, analyses EU markets dynamics, and supports business decisions and policy-making.

EUMOFA enables direct monitoring of volumes, values and prices of fisheries and aquaculture products, from the first sale to retail stage, including imports and exports. Data are collected from EU countries, Norway, Iceland and from EU institutions and updated every day.

Menu

[The EU market overview](#)[Data](#)[Studies and reports](#)

Latest data updates

[First sale](#)[Import](#)[Retail](#)

Weekly prices

Monthly volumes

Access directly to:



Macroeconomic
dashboard



Country profiles



Species profiles



Real-time data



Latest publications



Monthly Highlights N. 03-
2019



Price structure in the
supply chain Norway
lobster in the EU



The EU fish market – 2018
Edition

Leave your feedback

Did you find what you were looking for?

[Leave us a comment](#)

Tools for frequent use:

Simple and advanced tables

Easy-to-use queries by supply chain stage with weekly, monthly and yearly data, also at disaggregated level (ERS code)

Real time data

Daily prices from main EU auctions

Tools supporting analysts:

Supply balance sheets

distinguishing imports and exports of wild and farmed products

Map of EU first sales

Geo-referencing data from all places of sale monitored

Bulk download

for extracting huge amount of raw data

Transversal use:

Bookmark

for easily retrieving already compiled tables

Macroeconomic dashboard

Expenditure and inflation for fish and food in the EU, marine fuel prices, exchange rates, EU food price monitoring, household consumption

New facility for users: bookmark

Home > Data > Weekly section > Time series

Historical time series

Data supply monitoring

?

META DATA

Options

* Select one Supply Chain Stage

Wholesale

* Select one Commodity Group

Small pelagics

* Select one Main Commercial Species

Anchovy

* Select one Product

European anchovy, whole, fresh

* Select one Place of Sale

EL - Piraeus

* Select one Currency

Euro

* Time Range (weeks)

12

* Measures

Price

Apply

Save

Generate bookmark

Historical time series

Commodity Group

Main Commercial Species

Product:

Country:

Place of Sale:

Seaboard:

Measures

Supply Chain Stage:

Small pelagics

Anchovy

European anchovy, whole, fresh

EL

EL - Piraeus

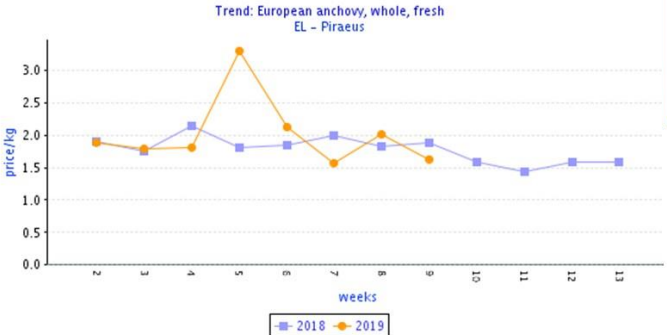
Mediterranean Sea

EUR

Wholesale

Week		Year	Year
		2018	2019
2		1.90	1.89
3		1.76	1.79
4		2.14	1.81
5		1.81	3.30
6		1.84	2.12
7		2.00	1.57

EUR



Data provided by:

EL - Hellenic DG FISH

You just created a bookmark for Historical time series

[Click here to save it or](#)

```
http://www.eumofa.eu/reporter?jasperserver-pro/flow.html?_flowId=viewReportFlow&reportUnit=%2FStructured_query%2FBookmark%2Fcomparisonprice%2Fcomparisoncurrency&report_name=Historical%20time%20series&userLocale=en_GB&p_supply_chain=Wholesale&p_cg=Small%20pelagics&p_mcs=Anchovy&p_product=European%20anchovy,%20whole,%20fresh&p_location=EL%20-%20Piraeus&time_week=12&cy_input=price&cod_dimension_obj1_sc_1=3&_eventId_drillReport=&reportLocale=en_GB&j_username=newlayout&j_password=newlayout
```

Close

New facility for users: real time data

5



Macroeconomic dashboard

Bulk download

Supply balance sheet

Sources of data


Harmonisation

Metadata

Description

Data


Real-time data



FIRST SALE / REAL-TIME DATA


Several sources in many EU countries provide first sales data on a real-time or daily basis. EUMOFA has inventoried them and listed related links below. In case you know other sites providing this type of service, please contact the EUMOFA Team at contact-us@eumofa.eu for integrating them into this list.

Country covered	Source	Dissemination language	Frequency of updating	Link
Multiple countries	Fish Information Services	English	Daily	http://www.fis.com/fis/marketprices/index.asp?l=e
Multiple countries	Pefa	English, Danish, Dutch, French, German, Italian, Spanish, Swedish	Daily	https://www.pefa.com/
Belgium	Vlaamse Visveiling	English, Dutch, French, German, Italian, Spanish	Daily	http://www.vlvis.be/Home/Auctions
Denmark	Hanstholm Fiskeauktion	Danish, English, German	Daily	http://www.fiskeauktion.dk
Denmark	Danske Fiskeauktioner	English, Danish	Daily	http://dfa.as/index.asp
France	CCI Métropolitaine Bretagne Ouest	French	Daily	http://www.w-fish.com/Default.aspx?Page=Pages/Content_inscription.htm
France	CCI des Côtes d'Armor	Website available in English, French, Italian and Spanish. Data available only in French.	Daily	http://portsdepeche.cotesdarmor.cci.fr/




Import-export


- EU monthly data **disaggregated at CN-8 level**
- **international trade of all countries in the world** (monthly volumes and values by species)



Dashboard monitoring **costs of raw materials** (e.g. price of tuna loins, price of tins, energy, etc.)




Dashboard monitoring **products prices and volumes at international level** (e.g. Bluefin tuna price in Japan wholesale and at import)



Out-of-home consumption of processed FAP in 20 EU Member States (e.g. frozen processed seafood sold through foodservices in Belgium)

5 Yearly structural analyses (2014 - 2018)

➡ **2019 edition**



18 Price structure analyses

➡ **Organic salmon, canned sprat, fresh mussel and others**



16 Species profiles

➡ **Updates and more species**



32 Monthly Highlights (2016 - 2019)

➡ **New issues in 2019**




5 Thematic analyses by supply chain stage

➡ **New topics** (next slide)



28 country profiles and EU profile

➡ **Updates**



EUMOFA provides concrete support to DG MARE's and stakeholders' policy-making.

Thematic analyses by supply chain stage

Consumer habits regarding FAP

Organic aquaculture

Cross-investments in aquaculture

The caviar market

Blue bioeconomy

- ➡ **EU freshwater aquaculture**
- ➡ **Recirculating Aquaculture System**
- ➡ **Market outlets for unwanted catches**
- ➡ **Fishmeal and fish oil**

Other ad-hoc analyses

Targeted studies to support management plans

Background analyses for international agreements (RFMOs, SFPAs)

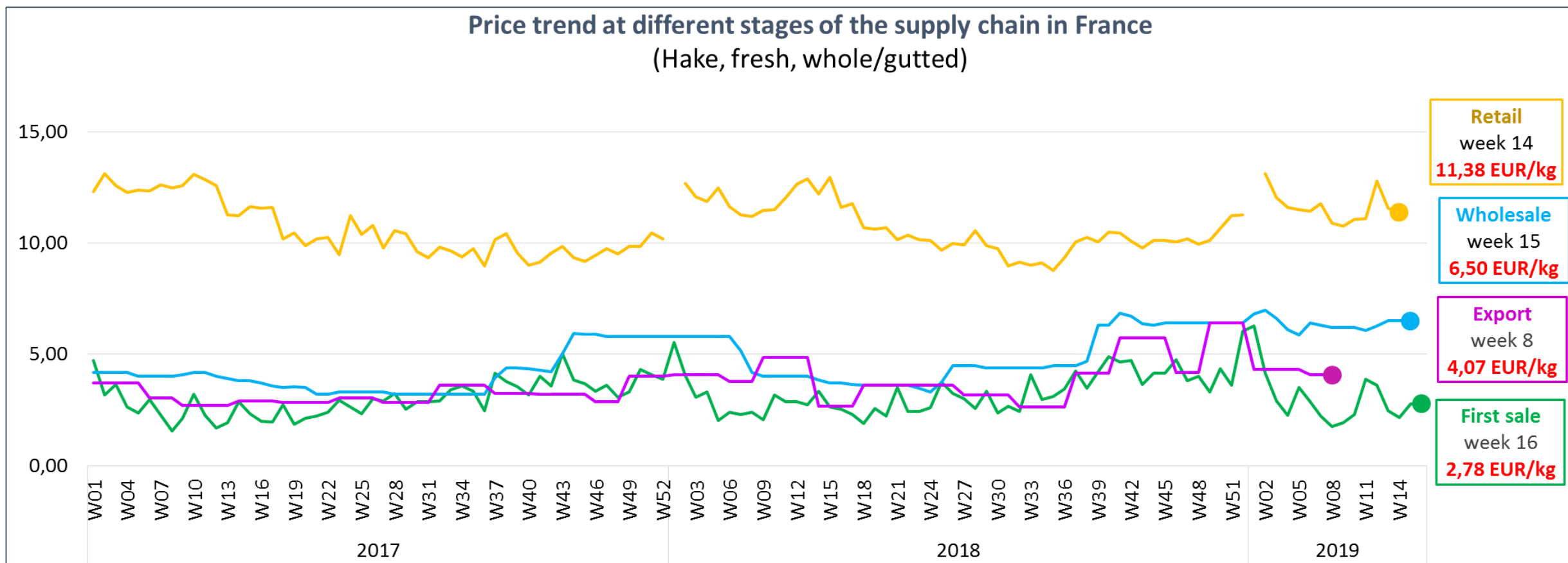
Studies on innovative sectors or niche markets

Deepening on the fish market in non-EU countries (e.g. Vietnam, China, etc.)

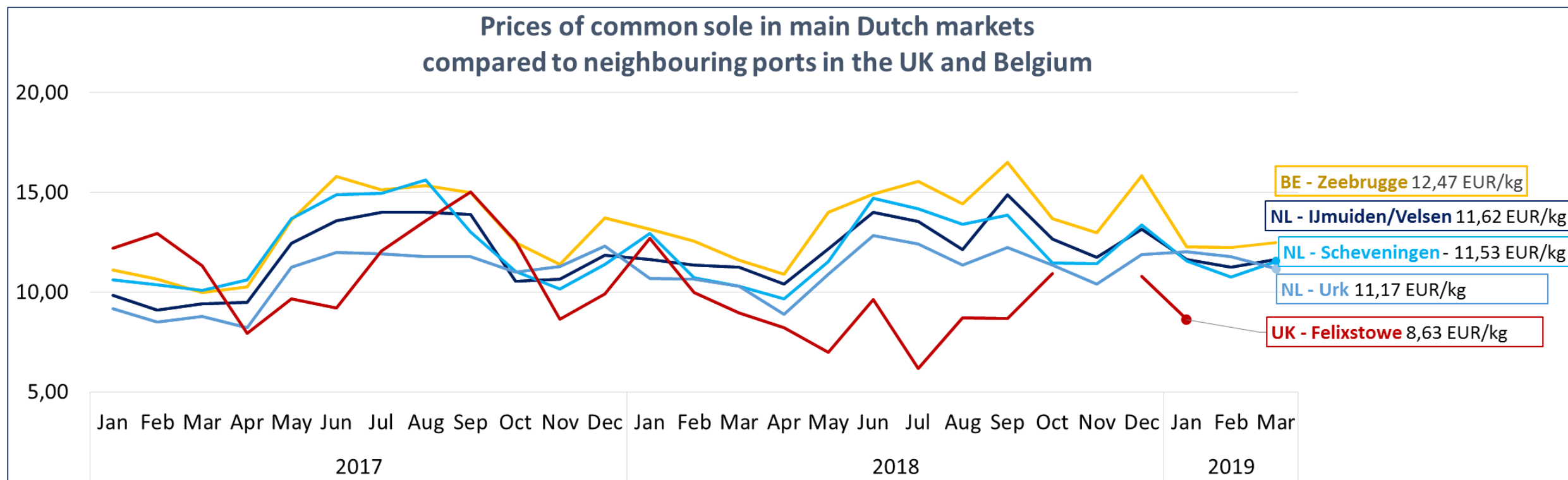
- ➡ **Impact of imports on small scale fisheries**
- ➡ **New challenges facing traders: online sales**
- ➡ **Impact of subsidies to fleet renewal on the market and potential distortions**

How EUMOFA supports your decision-making

3 examples

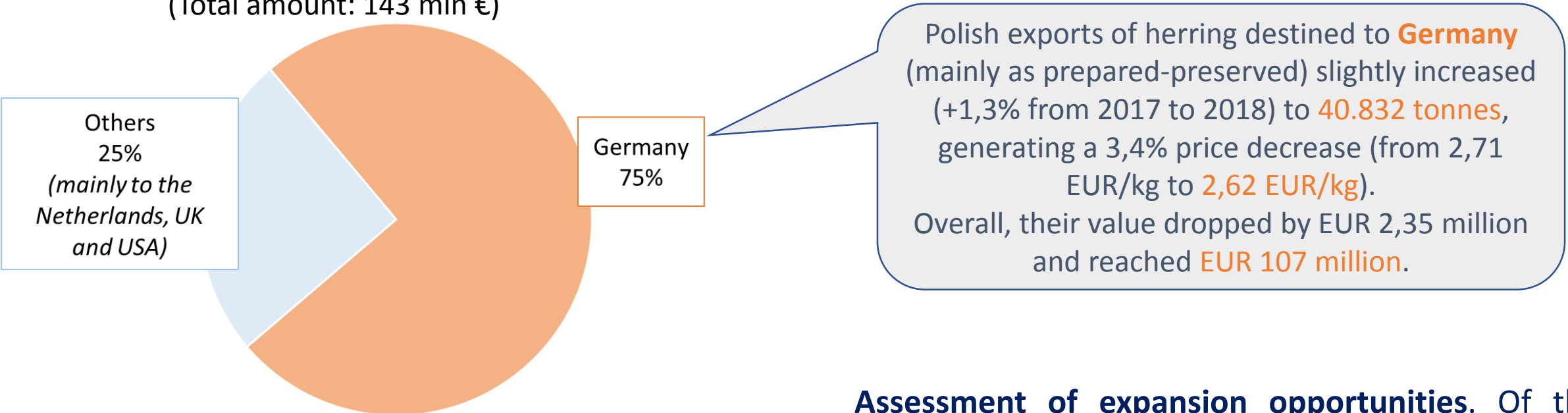


Frequent data are available for all stages of the chain. Producer organisations may find **more profitable** to sell to registered buyers in the **wholesale and / or the retail stages**; exporting is not considered to be a good option.



The prices in the **main Dutch ports follow a similar pattern**, while those in **Belgium trend at a higher level**, and those in the main **neighbouring UK port are much lower**.

Main markets for herring exported by Poland
(Total amount: 143 mln €)




Other relevant EU importers of herring (mln €)

	2017	2018	Variation 2018/2017
Denmark	67	54	-20%
Sweden	37	43	+16%
Malta	15	23	+53%
France	21	22	+5%
Lithuania	23	19	-17%

Assessment of expansion opportunities. Of the 3 growing markets, **Sweden** is mainly fed by Norway, while **Malta** and **France** from the Netherlands. However, the average import price of herring is around 1,20 EUR/kg, as the mainly import frozen products.

SUBSCRIBE TO
EUMOFA NEWSLETTER

<http://www.eumofa.eu/mailling-list>



EUMOFA

European Market Observatory for
Fisheries and Aquaculture Products

REGISTER TO THE 1st EDITION OF THE WORKSHOP
“BLUE BIOECONOMY: INNOVATIONS AND INVESTMENTS”

<https://ec.europa.eu/maritimeaffairs/maritimeday>



at the
European Maritime Day – Stand 45
(*Lisbon, 16-17 May*)

www.eumofa.eu

contact-us@eumofa.eu

[@EU_MARE](https://twitter.com/EU_MARE)

[#EUMOFA](https://twitter.com/EUMOFA)