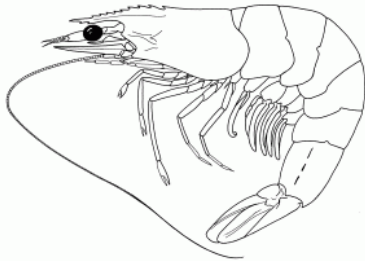
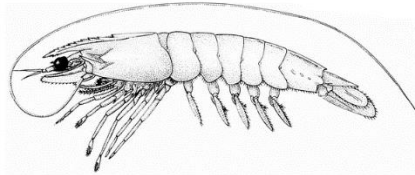




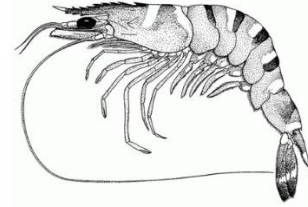
SHRIMP PENAEUS



Penaeus vannamei (Whiteleg shrimp)



Penaeus brasiliensis (King prawn)



Penaeus monodon (Tiger prawn)

Source : [Information system on commercial designations](#)

BIOLOGY AND HABITAT

- **Species description** (Read more [\(1\)](#) [\(2\)](#) [\(3\)](#))

The appellation shrimp covers a wide range of decapod crustaceans. The main commercial species belong to the Penaeidae family.

The main species caught are whiteleg shrimp, giant tiger prawn, akiami paste shrimp, Southern rough shrimp, fleshy prawn, and banana prawn. Together they represent 73% of the total production of wild-caught and farmed shrimps.

- **Geographical distribution and habitat** (Read more [\(1\)](#) [\(2\)](#) [\(3\)](#))

Even if most shrimps are marine, they can also be found in freshwaters. Shrimps are widespread, they can be found in all marine areas, from tropics to polar regions.

RESOURCE, EXPLOITATION AND MANAGEMENT

- **Stocks and resource status/conservation measures** (Read more [\(1\)](#) [\(2\)](#) [\(3\)](#))

TACs for *Penaeus* shrimps in French Guiana waters.

- **Production methods and fishing gears** (Read more [\(1\)](#) [\(2\)](#) [\(3\)](#))

Shrimps are either caught in the wild or farmed. The main fishing gears used are otter trawls, bottom pair trawl, gillnets and similar nets, pots and traps and seines.

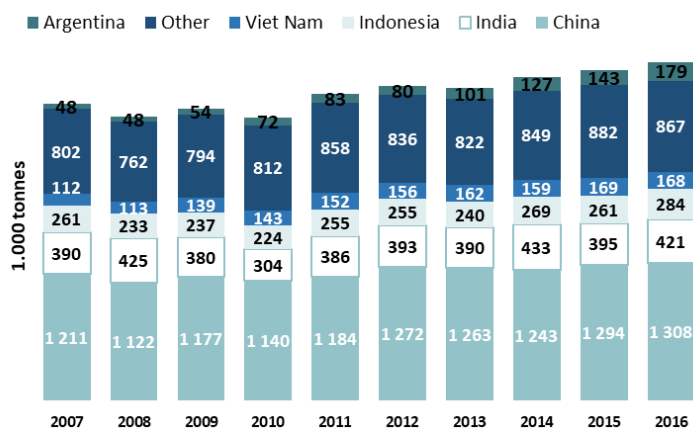
Shrimp *Penaeus*



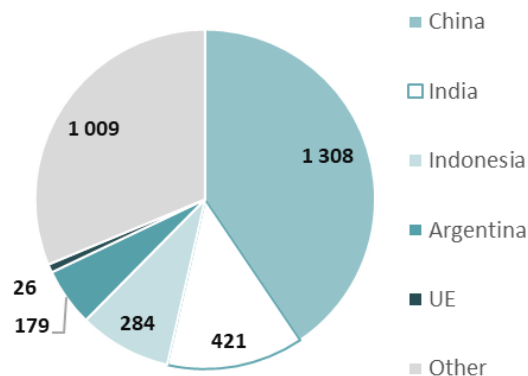
CATCHES

- Wild catches of shrimps, excluding *Crangon* and *Pandalus*, represent 38% of the global shrimp production in 2016 (vs.46% in 2007).
- Global catches have increased by 14% from 2007 to 2016.
- The top three producing countries (China, India and Indonesia) account for 62% of the world catches (vs. 66% in 2007).
- The fourth-largest producer, Argentina, strongly increased its catches (+274% over the last decade).

Evolution of world catches



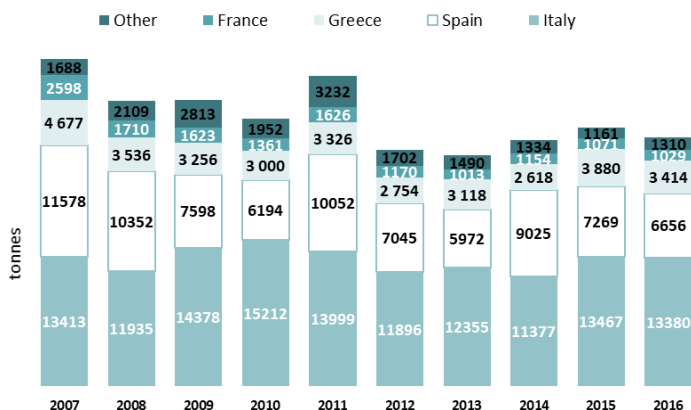
Catches (2016, 1.000 tonnes)



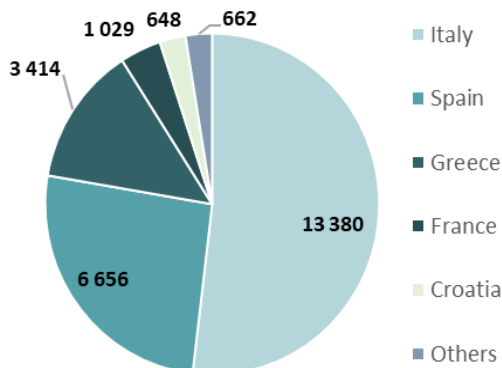
Source: FAO

Evolution of EU catches

- The EU provides **less than 1%** of the global shrimp catches, excluding *Crangon* and *Pandalus*, in 2016 (vs.1,3% in 2007). The catch is mainly composed of deep-water rose shrimp (*Parapenaeus longirostris*), caramote prawn (*Penaeus kerathurus*) and giant red shrimp (*Aristaeomorpha foliacea*).



Catches (2016, tonnes)



Source: FAO

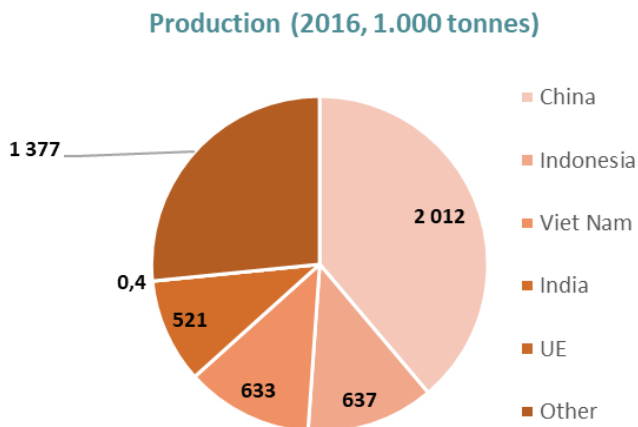
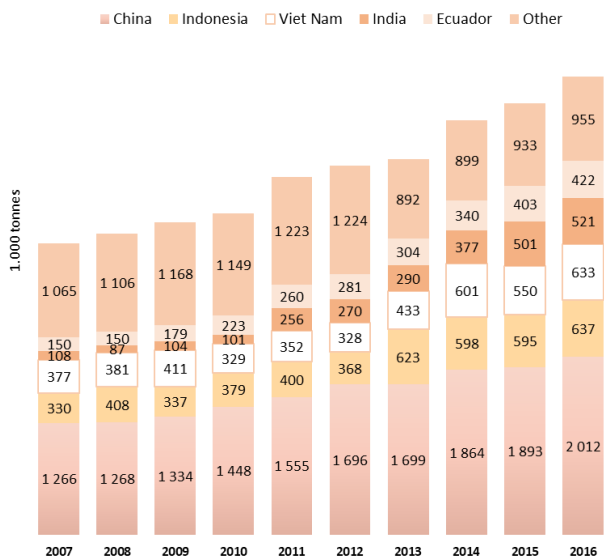
Shrimp Penaeus



AQUACULTURE PRODUCTION

Evolution of world production

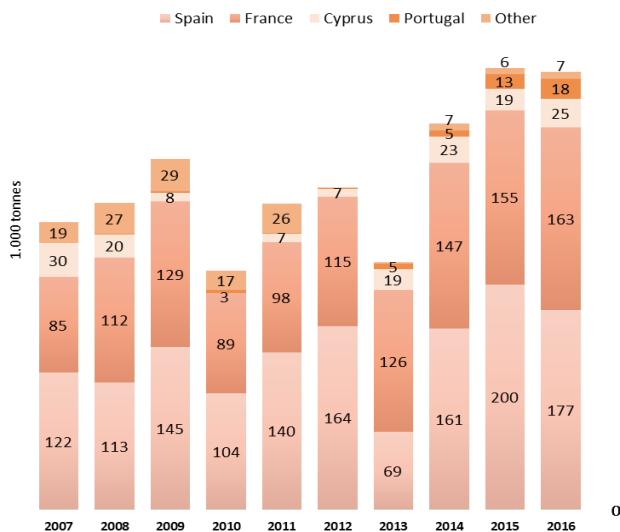
- The world production of farmed shrimps has more than doubled (+57%) over the last decade, as a consequence of the important development of shrimp production in the main producing countries : China (+59%), Indonesia (+93%) and Vietnam (+68%).
- These top three producing countries represent 63% of the global farmed production (vs. 60% in 2007).



Source : FAO

Evolution of EU production

- EU shrimp aquaculture production is quite limited with 190 tonnes in 2016 (0,7% of the global farmed shrimp volume).
- The production has increased by 52% from 2007 to 2016, driven by the increase in Spain (+45%) and France (+91%).



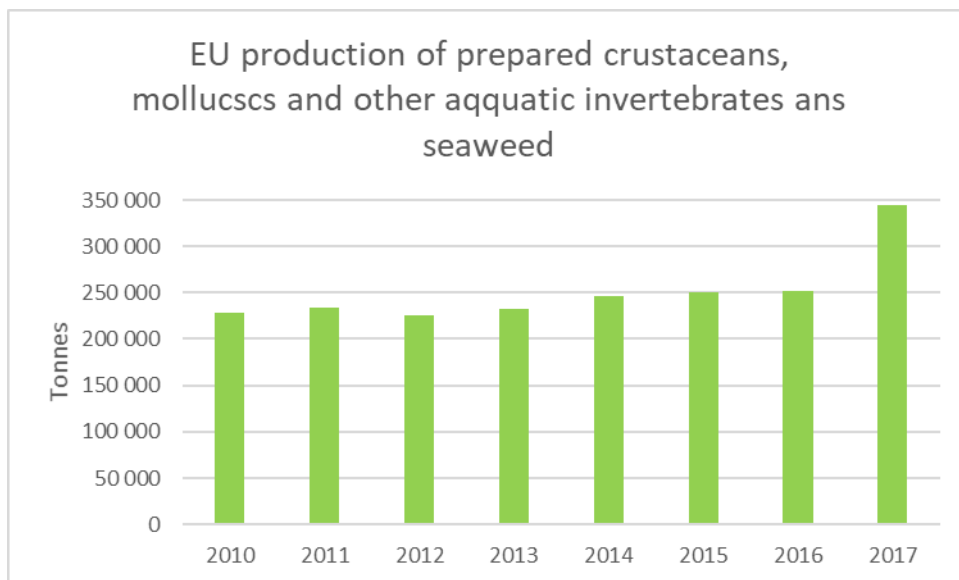
Source : FAO

Shrimp *Penaeus*



PROCESSING (source EUROSTAT/PRODCOM)

- An significant activity of shrimp cooking exists, in particular in France and Spain.
- 1 [PRODCOM](#) codes partly refer to shrimps:
 - 10203400 : Prepared or preserved crustaceans, molluscs and other aquatic invertebrates and seaweed, not dried, salted or in brine.



France cooked 50.000 tonnes of *Penaeus* shrimps in 2015 (source: [Cooked shrimp in France, Price structure in the supply chain, 2017, EUMOFA](#))

Shrimp *Penaeus*

TRADE (source COMEXT)

- Combined nomenclature

EU trade of shrimp products, excluding cold-water shrimps (except for prepared and preserved products) (2017, tonnes)

CN code	Product	EU imports		EU exports	
		Intra-EU	Extra-EU	Intra-EU	Extra-EU
03061792	Shrimps of the genus <i>Penaeus</i> , frozen	59.488	286.433	83.964	2.246
03061793	Shrimps of the family Pandalidae, other than of the genus <i>Pandalus</i> , frozen	1.539	152	1.898	2.913
03061799	Shrimps and prawns, other (other than Pandalidae, <i>Crangon</i> , <i>Parapenaeus longirostris</i> and <i>Penaeus</i>), frozen	43.632	136.362	49.074	2.128
03063610	Shrimps of the family Pandalidae, other than of the genus <i>Pandalus</i> , live, fresh or chilled	729	1	333	15
03063690	Shrimps and prawns, other than Pandalidae and <i>Crangon</i> , live, fresh or chilled	2.981	154	4.420	118
03069530	Shrimps of the family Pandalidae, other than of the genus <i>Pandalus</i> , cooked by steaming or by boiling in water, dried, salted, smoked or in brine	859	9	184	-
03069590	Shrimps and prawns, other (other than Pandalidae and <i>Crangon</i>), cooked by steaming or by boiling in water, dried, salted, smoked or in brine	3.577	98	882	33
16052110	Shrimps and prawns, prepared or preserved, not in airtight containers, in immediate packings of a net content not exceeding 2 kg	19.960	17.261	25.121	940
16052190	Shrimps and prawns, prepared or preserved, not in airtight containers, other	13.153	49.841	19.607	1.274
16052900	Shrimps and prawns, prepared or preserved, in airtight containers	28.073	40.472	32.196	3.247

Shrimp *Penaeus*



TRADE (source COMEXT)

EU trade of other shrimps products (tonnes)

- **Main extra-EU destinations are:**

- for frozen shrimps of the genus *Penaeus* (CN 03061792) : Switzerland (456 tonnes in 2017) and Norway 208 tonnes);
- for frozen shrimps of the family Pandalidae (CN 03061793) : Iceland (1.859 tonnes), China (897 tonnes) and Norway (130 tonnes) ;
- for other types of frozen shrimps and prawns (CN 03061799) : China (398 tonnes), USA (312 tonnes), Morocco (218 tonnes), and Switzerland (138 tonnes);
- for prepared or preserved shrimps and prawns in airtight containers (CN 160529000) : Norway (1,166 tonnes), Switzerland (820 tonnes) and Japan (720 tonnes).

- **Main extra-EU suppliers are:**

- for frozen shrimps of the genus *Penaeus* (CN 03061792) : Ecuador (95.072 tonnes in 2017), India (52.845 tonnes), Vietnam (34.805 tonnes) and Bangladesh (24.514 tonnes);
- for other types of frozen shrimps and prawns (CN 03061799) : India (21.121 tonnes), China (16.975 tonnes), Bangladesh (4.563 tonnes) and Suriname (3.166 tonnes);
- for prepared or preserved shrimps and prawns (CN 16052190) : Canada (15.225 tonnes), Vietnam (12.274 tonnes), Iceland (4.125 tonnes) and USA (3.156 tonnes);
- for prepared or preserved shrimps and prawns in airtight containers (CN 160529000) : Greenland (16.366 tonnes), Vietnam (7.395 tonnes), Morocco (4.854 tonnes), Norway (4.150 tonnes) and India (2.001 tonnes).

Shrimp Penaeus



PRICES ALONG THE SUPPLY CHAIN (EUR/kg)

First-sale (fresh)

First-sale prices are presented for Italy, for the three main species landed.

	2010	2011	2012	2013	2014	2015	2016	2017	Source
Deep-water rose shrimp	-	-	5,86	5,51	6,03	6,08	5,16	4,49	EUMOFA
Caramote prawn	-	-	15,37	14,90	15,19	14,47	15,30	12,32	EUMOFA
Giant red shrimp	-	-	13,79	15,46	15,22	18,82	19,38	19,30	EUMOFA

Wholesale (fresh, frozen)

Wholesale prices correspond to prices in Spain (Barcelona) for both fresh and frozen.

	2010	2011	2012	2013	2014	2015	2016	2017	Source
Deep-water rose shrimp, fresh	40,76	32,54	28,60	31,80	39,84	38,37	45,60	47,32	Mercabarna
Red shrimp, frozen	20,76	21,22	18,73	17,37	18,78	22,28	21,55	25,40	Mercabarna

Retail/consumption (cooked, chilled)

Retail prices refer to France, which is the largest market in the EU for chilled cooked shrimps.

	2010	2011	2012	2013	2014	2015	2016	2017	Source
France	11,30	11,60	11,50	12,50	13,50	13,10	13,90	14,60	FranceAgriMer

Import (frozen)

Import prices are presented for Spain, France and Italy, major importers of frozen shrimps in the EU.

	2010	2011	2012	2013	2014	2015	2016	2017	Source
Spain	5.14	5.02	5.03	5.49	6.02	6.31	6.50	6.54	EUMOFA
France	5.34	5.78	5.75	6.44	7.33	7.18	7.46	7.71	EUMOFA
Italy	5.24	5.22	5.38	5.97	6.79	6.76	6.83	6.92	EUMOFA

Export (frozen)

Export prices refer to Spain, Belgium and Netherlands, major EU exporters.

	2010	2011	2012	2013	2014	2015	2016	2017	Source
Spain	6.02	5.34	6.04	6.89	7.84	7.93	7.64	8.04	EUMOFA
Belgium	5.84	6.28	6.39	6.82	8.36	8.55	8.72	8.89	EUMOFA
Netherlands	6.47	6.86	6.76	7.69	8.44	8.86	9.14	8.71	EUMOFA

Shrimp Penaeus



MARKETING ASPECTS

- Commercial designations in all EU official languages (Read more [\(1\)](#) [\(2\)](#) [\(3\)](#))

CONSUMPTION

- Apparent consumption per capita of warmwater shrimps in 2016: **0,65 kg** live weight equivalent (source: [EUMOFA supply balance](#), EUMOFA)
- Nutritional value (Shrimps, cooked meat, values per 100 g – source : NUTRAQUA/AQUIMER)

Nutritional value	King prawn - Penaeus brasiliensis	Tiger prawn - Penaeus monodon	Whiteleg shrimp - Penaeus vannamei
kilo calories (kcal)	113	98	94
Kilojoule (kJ)	480	418	401
Water (g)	71,2	73,5	73,9
Ashes (g)	1,3	2,3	2,9
Proteins (g)	26,6	23,4	22,6
Carbohydrates (g)	0,2	0,4	0,3
Lipids (g)	0,6	0,4	0,3
Cholesterol (mv)	237,1	204,5	181,1
Omega 6 (mg)	76	122	119
Omega 3 (mg)	197	145	177
EPA (mg)	103	50	86
DHA (mg)	68	84	77