




## GILTHEAD SEABREAM (*SPARUS AURATA*)



Source : [Information system on commercial designations](#)

### BIOLOGY AND HABITAT

- Species description ([Read more](#))

The Gilthead seabream belongs to the family of *Sparidae*.

- Geographical distribution and habitat ([Read more](#))

The gilthead seabream lives in the Northeast and Eastern Central Atlantic, in the Mediterranean and Black Sea and Europe in inland waters (coastal lagoons and saltwater ponds).

### RESOURCE, EXPLOITATION AND MANAGEMENT

- Stocks and resource status/conservation measures ([Read more](#))

Minimum conservation size is established at 20 cm.

- Production methods and fishing gears ([Read more](#))

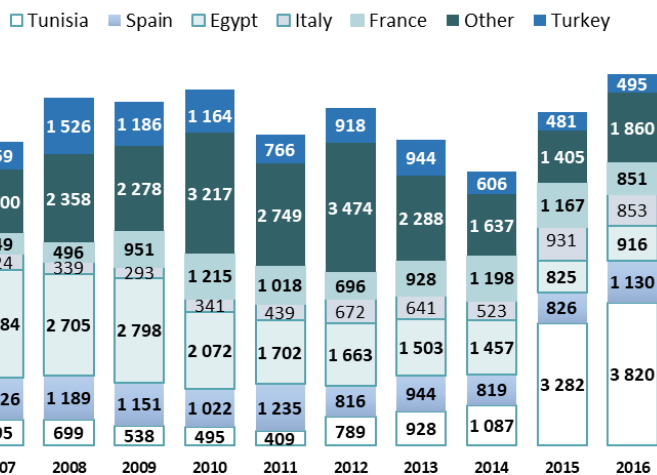
The main fishing gears used are gillnets and similar nets, hooks and lines, pots and traps, seines and trawls. The species is also massively produced in aquaculture, mostly in sea cages.



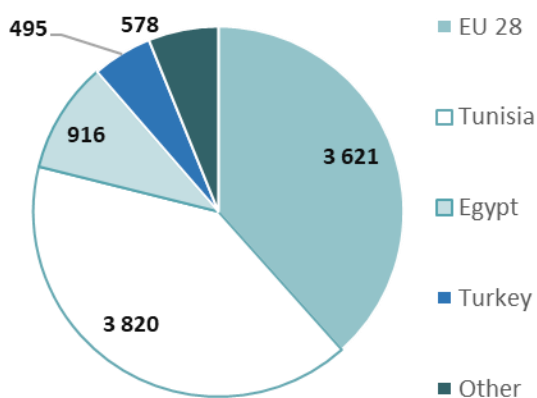
# CATCHES

- The share of gilthead seabream in the global catches is **0,01%** (FAO, 2016).
- Catches have been rising for the last ten years at both global level (+27,8%)
- EU level (+41,4%).

## Evolution of world catches



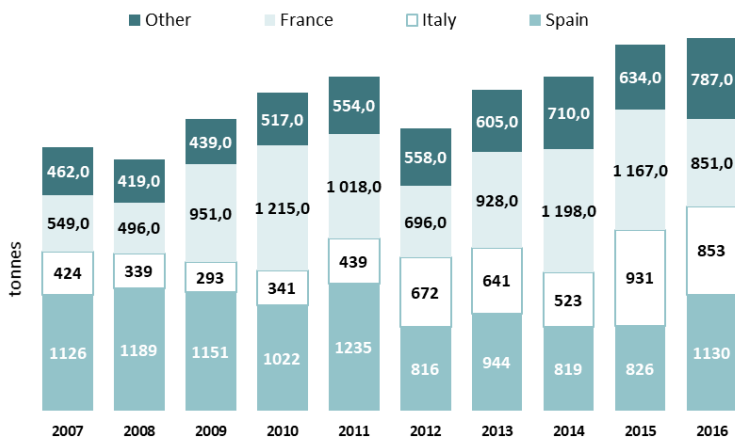
## Catches (2016, tonnes)



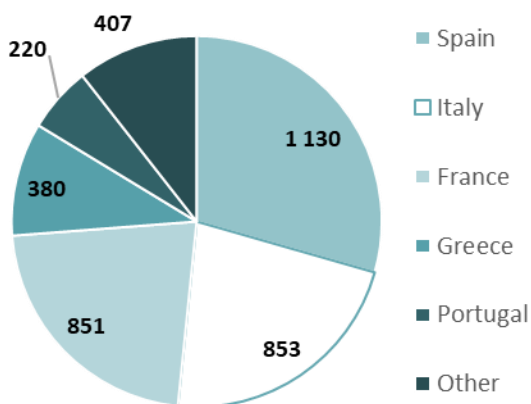
Source: FAO

## Evolution of EU catches

- The EU provides **38,4%** of the global gilthead seabream catches in 2016 (against 34,7% in 2007).



## Catches (2016, tonnes)



Source: EUROSTAT

# Gilthead seabream

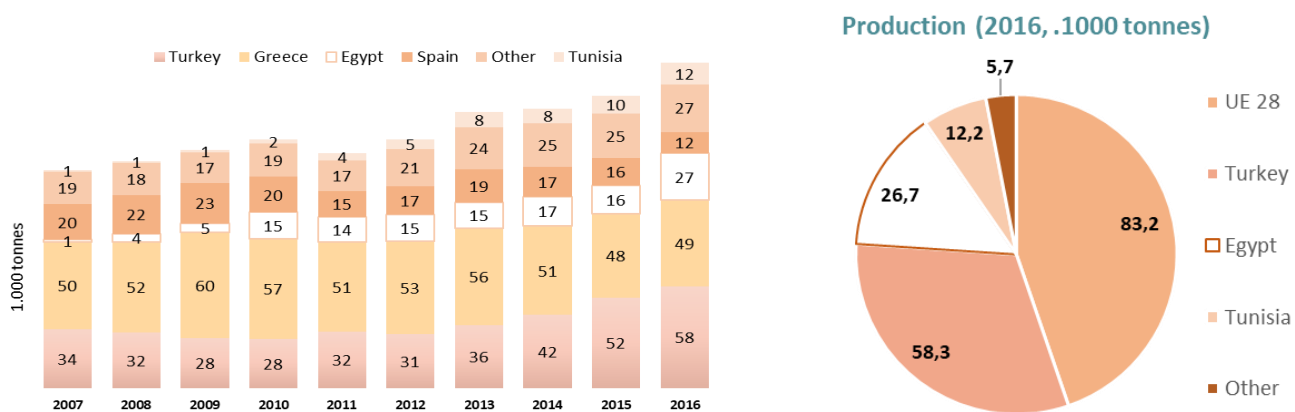


## AQUACULTURE PRODUCTION

- EU gilthead seabream production represents 0,08 % of the world aquaculture production

### Evolution of world production

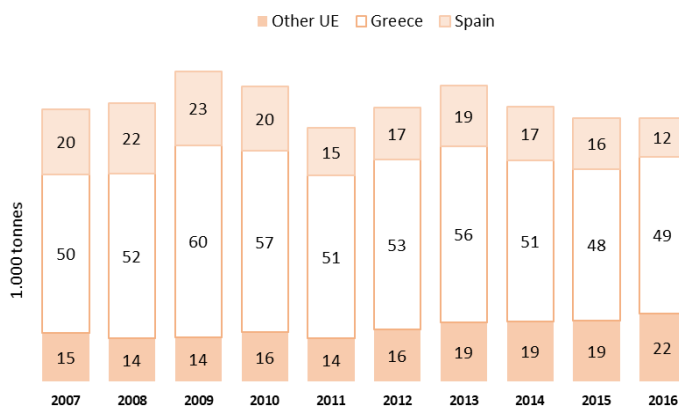
The world production has doubled in the last ten years (+49,2% from 2007 to 2016). The growth is led by extra-UE countries



Source : FAO

### Evolution of EU production

UE production remained steady over the last decade and Greece and Spain provided 74% of European production (2016).



Source : FAO

# Gilthead seabream



## TRADE (source COMEXT)

- Combined nomenclature ([Read more](#))

### EU trade of gilthead products in 2017 (tons – product weight)

CN code	Product	EU imports		EU exports	
		Intra-EU	Extra-EU	Intra-EU	Extra-EU
<b>03028530</b>	gilthead sea seabream, fresh or chilled	54.687	29.428	72.178	4.743
<b>03038955</b>	gilthead seabream, frozen	1.596	1.285	2.071	102

Source: COMEXT

- **Main extra-EU suppliers are:**

- for fresh gilthead seabream: Turkey (28.484 tonnes in 2017),
- for frozen gilthead seabream: Turkey (1.116 tonnes in 2017)

- **Main extra-EU destinations are:**

- for fresh or chilled gilthead seabream : Israel (2.664 tonnes in 2017) and Switzerland (918 tonnes in 2017)
- volume of exported frozen gilthead seabream are marginal : 32 tonnes to Switzerland in 2017, 22 tonnes to Dominican Republic.

## Gilthead seabream



### PRICES ALONG THE SUPPLY CHAIN (EUR/kg)

#### First-sale (fresh gilthead seabream)

First-sale prices are presented at EU level and for the second main EU producer of wild-caught seabream (Spain).

	2010	2011	2012	2013	2014	2015	2016	2017	Source
EU	8,86	8,83	10,13	9,39	8,90	906	7,60	8,53	EUMOFA
Spain	n.a.	n.a.	n.a.	n.a.	n.a.	8,82	6,07	6,51	EUMOFA

#### Wholesale

Wholesale prices correspond to Greek prices as it is a major wholesale market in the EU.

Most frequent price	2010	2011	2012	2013	2014	2015	2016	2017	Source
Greece	8,89	8,50	7,64	6,43	6,94	6,25	5,45	5,60	EUMOFA

#### Retail/consumption

Retail prices refer to Italy and Spain which are the major consumers countries in the EU.

	2010	2011	2012	2013	2014	2015	2016	2017	Source
Italy	8,95	9,51	9,22	8,67	8,71	8,81	8,4	9,01	EUMOFA
Spain	n.a.	n.a.	n.a.	7,26	7,46	7,88	7,89	7,95	EUMOFA

#### Import

Import prices are presented for Italy which is the main gilthead seabream importer in the EU, including 98% of fresh products

	2010	2011	2012	2013	2014	2015	2016	2017	Source
Italy (whole, fresh)	4,48	5,26	4,36	4,33	4,78	5,33	5,00	4,85	EUMOFA

#### Export

Export prices refer to Greece as it is the main gilthead seabream exporter in the EU, for 99% on fresh products

	2010	2011	2012	2013	2014	2015	2016	2017	Source
Greece (whole, fresh)	4,04	5,12	4,26	4,21	4,89	5,49	5,01	4,55	EUMOFA

# Gilthead seabream



## MARKETING ASPECTS

- Commercial designations in all EU official languages ([Read more](#))
- Common marketing standard ([Read more](#))

## CONSUMPTION

- Apparent consumption per capita of gilthead seabream in 2016: **0,22 kg** live weight equivalent (source: [EUMOFA supply balance](#)).
- Nutritional value (Gilthead seabream, France, fresh fillet, values per 100 g – source : NUTRAQUA/AQUIMER)

Nutritional value	Gilt-head bream
kilo calories (kcal)	128
Kilojoule (kJ)	537
Water (g)	72,7
Ashes (g)	1,4
Proteins (g)	20,8
Carbohydrates (g)	0,3
Lipids (g)	4,8
Cholesterol (mv)	63,5
Omega 6 (mg)	425
Omega 3 (mg)	1239
EPA (mg)	327
DHA (mg)	555