



EUROPEAN SEABASS (*DICENTRARCHUS LABRAX*)



Source : [Website on commercial designations](#)

BIOLOGY AND HABITAT

- Species descriptions ([Read more](#))
The European seabass belongs to the family of *Moronidae*.
- Geographical distribution and habitat ([Read more](#))
The European seabass lives in the coastal waters of the North-East Atlantic, the Mediterranean Sea and the Black Sea.

RESOURCE, EXPLOITATION AND MANAGEMENT

- Stocks and resource status/conservation measures ([Read more](#))
Minimum conservation sizes are established : 25 cm of total length in the Mediterranean Sea and 42 cm in other fishing areas.
- Production methods and fishing gears ([Read more](#))
The main fishing gears used are gillnets and similar nets, hooks and lines, seines and trawls.

European seabass

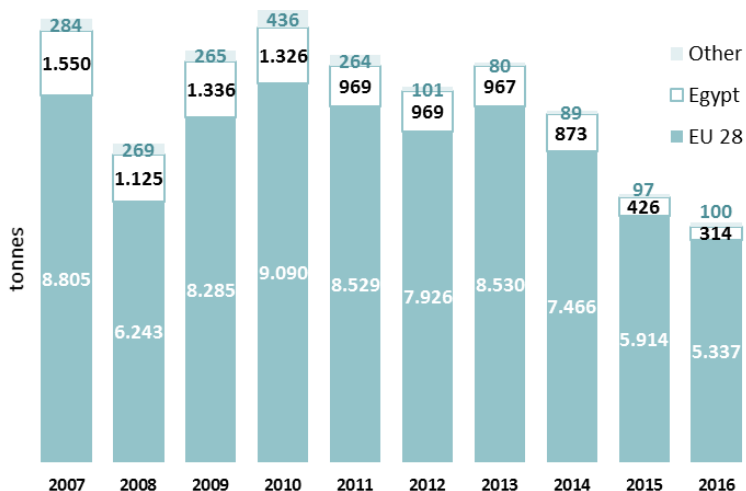


CATCHES

- The weight of European seabass in the global catches is **0,01%** (FAO, 2016).

- Evolution of world catches (tonnes)**

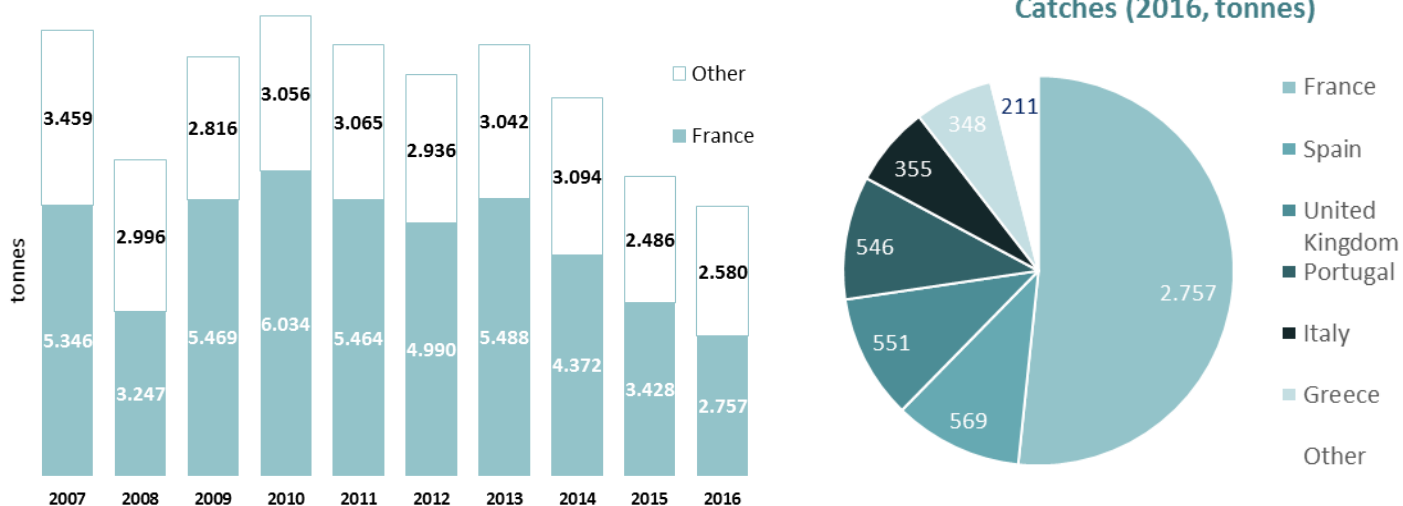
Catches are in steady decline since 2010.



Source: FAO

- Evolution of EU catches (tonnes)**

France provides half of EU catches, but its production decreases at a faster rate than the rest of the EU.



Source: EUROSTAT

- The EU accounts for 93% of the global seabass catches (Eurostat, 2016).

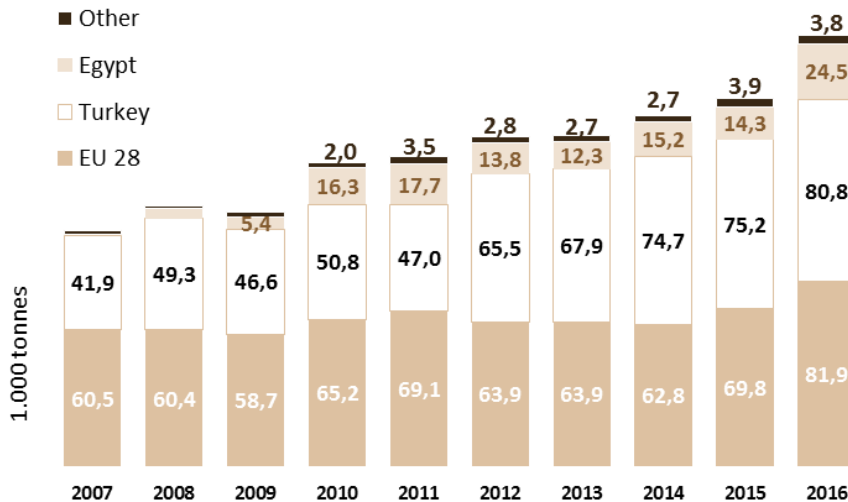


AQUACULTURE PRODUCTION

- The European seabass represents **0,17%** of the global aquaculture production (FAO, 2016).

Evolution of world aquaculture production (1.000 tonnes)

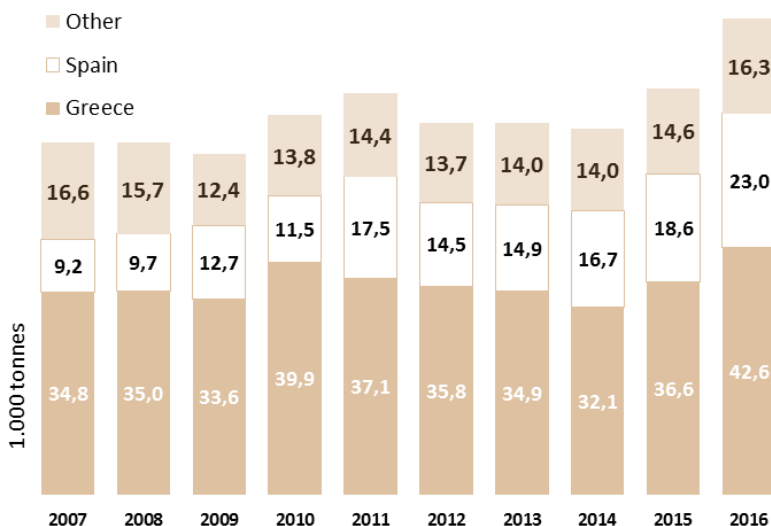
The production has almost doubled in the last ten years. The growth is faster outside the EU than inside the EU.



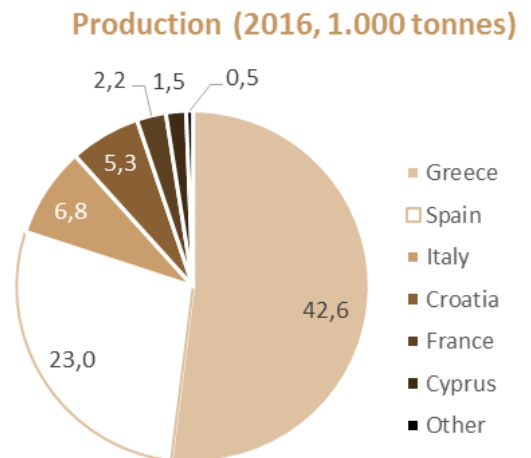
Source: FAO

Evolution of EU aquaculture production (1.000 tonnes)

Greece and Spain provide 80% of EU production.



Source: EUMOFA



- The share of the EU in the global European seabass aquaculture production is **43%**.

European seabass



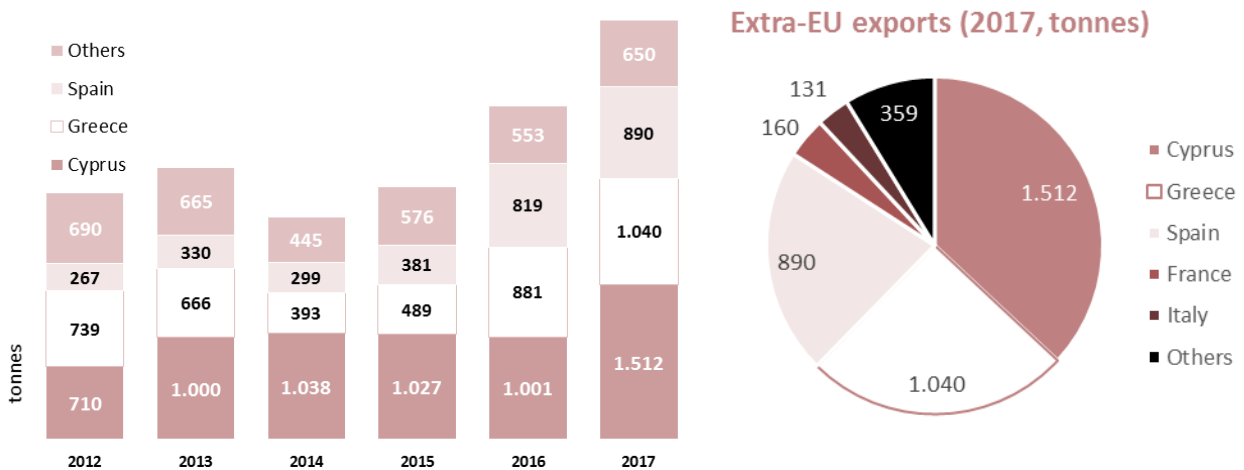
EXTRA-EU TRADE (source EUMOFA)

- **Extra-EU imports** of fresh European seabass (tonnes): almost all extra-EU imports of fresh seabass come from Turkey.

Origin	2012	2013	2014	2015	2016	2017
Turkey	6.556	10.991	13.169	14.667	16.591	19.988
Other	26	87	132	38	136	131

- **Extra-EU exports** of fresh European seabass (tonnes)
In 2017 extra-EU exports of seabass exceed 4.000 tonnes, i.e. 4% of the total production. They were mainly composed of fresh seabass, the frozen fish representing only 3% of the total.

Cyprus, Greece and Spain represent 83% of all extra-EU exports.



The main countries of **destination** for fresh seabass are the United States, Israel (supplied by Cyprus), and Switzerland, which represent 69% of volumes exported to third countries in 2017. Until the 2014 import ban on a range of EU agricultural and fisheries products, Russia was the leading extra-EU destination.

MS	2012	2013	2014	2015	2016	2017
USA	594	536	429	563	887	1.148
Israel	508	696	844	793	828	1.180
Switzerland	282	199	288	313	409	498
Albania	0	81	123	240	297	337
Algeria	0	3	37	92	195	48
Kuwait	2	8	59	66	145	303
Russia	749	785	64	0	0	0
Others	271	353	331	406	493	578
EU-28	2.406	2.661	2.175	2.473	3.254	4.092

European seabass



PRICES ALONG THE SUPPLY CHAIN (EUR/kg) – fresh seabass

First-sale

First-sale prices are presented for the main European producers : France for wild seabass and Greece for farmed seabass.

	2010	2011	2012	2013	2014	2015	2016	Source
Wild (France)	9,00	10,22	9,92	10,37	11,67	12,99	13,97	EUMOFA
Farmed (Greece)	4,38	5,12	5,46	5,14	5,38	5,46	5,52	ELSTAT

Wholesale

Wholesale prices correspond to Mercabarna, which is a major wholesale market in the EU.

	2010	2011	2012	2013	2014	2015	2016	2017	Source
Wild (Spain - Barcelona)	19,19	17,80	18,21	18,46	19,67	19,71	20,86	20,70	Mercabarna
Farmed (Spain - Barcelona)	5,16	5,70	6,51	6,06	6,32	5,97	6,19	5,80	Mercabarna

Retail/consumption

Retail prices refer to Spain, which is one of the major consumer countries in the EU.

	2010	2011	2012	2013	2014	2015	2016	Source
Spain	7,50	7,95	8,45	8,52	8,31	8,36	8,63	MAPAMA

Import

Import prices are presented for Italy which is the main seabass importer in the EU.

	2010	2011	2012	2013	2014	2015	2016	2017	Source
Italy (all origins)	4,73	5,56	5,76	5,32	5,38	5,51	5,87	5,86	COMEXT

Export

Export prices refer to Greece as it is the main seabass exporter in the EU.

	2010	2011	2012	2013	2014	2015	2016	2017	Source
Greece (all destinations)	4,40	5,27	5,72	4,91	5,35	5,43	5,56	5,26	COMEXT

MARKETING ASPECTS

- Commercial designations in all EU official languages ([Read more](#))
- Common marketing standards ([Read more](#))

European seabass



CONSUMPTION

- Average consumption in major consuming MS in grams per capita in 2016 (source: EUMOFA survey "[Price structure in the supply chain for seabass](#)" - 2018)
- Nutritional value (European seabass, wild, North East Atlantic, fresh fillet, values per 100 g – source : NUTRAQUA/AQUIMER)

Portugal	680
Cyprus	643
Spain	545
Italy	513
Croatia	381
Greece	370
France	145
United Kingdom	109
Belgium	56
Germany	22
Other MS	23
EU-28	190

kilo calorie (kcal)	96
Kilojoule (kj)	405
Water (g)	76,8
Ashes (g)	1,2
Proteins (g)	20,1
Carbohydrates (g)	0,3
Lipids (g)	1,6
Cholesterol (mg)	58,1
Omega 6 (mg)	71
Omega 3 (mg)	508
EPA (mg)	126
DHA (mg)	278