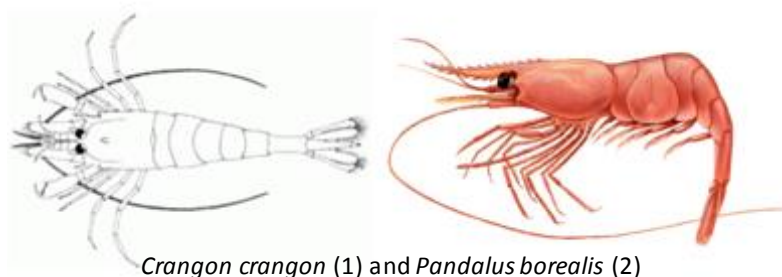




## COLDWATER SHRIMPS (*CRANGON* AND *PANDALUS*)



*Crangon crangon* (1) and *Pandalus borealis* (2)

Source : Information system on commercial designations [\(1\)](#) [\(2\)](#)

### BIOLOGY AND HABITAT

- Species description (Read more [\(1\)](#) [\(2\)](#))

The *Crangon* shrimp, also called common shrimp or brown shrimp, is part of the family Crangonidae. *Pandalus* shrimp, also called Northern prawn or pink shrimp, is member of the Pandalidae family. Both of these shrimp families are commercially fished.

- Geographical distribution and habitat (Read more [\(1\)](#) [\(2\)](#))

*Crangon* shrimps can be found in the North Atlantic Ocean, in the Mediterranean Sea, in the Black Sea and in European inland waters, but are mostly caught in the North Sea.

*Pandalus* can be found in Northern Atlantic and Pacific ocean.

### RESOURCE, EXPLOITATION AND MANAGEMENT

- Stocks and resource status/conservation measures (Read more [\(2\)](#))

TACs for *Pandalus borealis*.

Fishing opportunities for *Pandalus borealis* in the framework of the Fisheries Partnership Agreement with Greenland (7.700 tonnes).

- Production methods and fishing gears (Read more [\(1\)](#) [\(2\)](#))

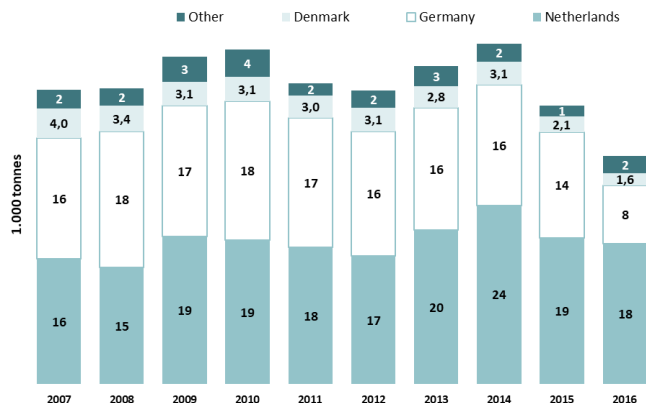
The main fishing gears used are trawls, beam trawls, bottom pair trawls and otter twin trawls.

# Coldwater shrimps

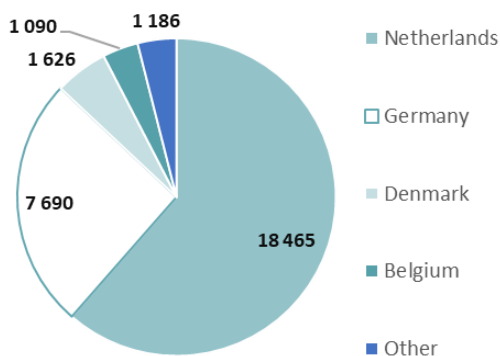


## CATCHES

### Evolution of world catches of *Crangon* shrimps



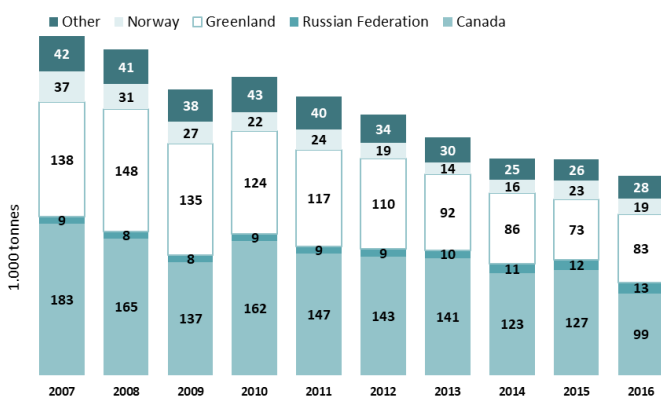
Catches (2016, tonnes)



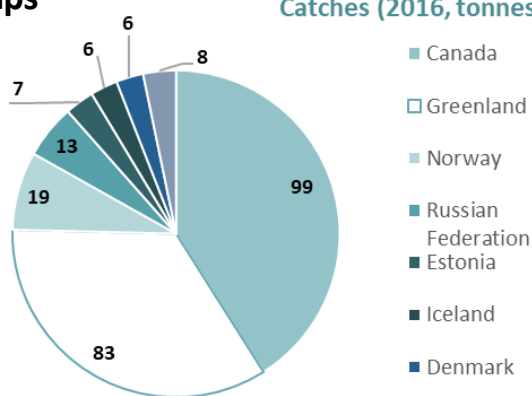
Source: FAO

- The EU provides the totality of world catches of brown shrimps.
- EU *Crangon* production has decreased by 23% between 2007 and 2016, as a consequence of the drop of catches in Germany (-52%) and Denmark (-59%), to reach 30.055 tonnes in 2016.
- The Netherlands and Germany account for 87% of EU *Crangon* shrimp production.

### Evolution of the world catches of *Pandalus* shrimps




Catches (2016, tonnes)



Source: FAO

- The world production of *Pandalus* has steadily decreased (-5,6% per year in average) over the last decade, with a total decline of 41%.
- Canada and Greenland contribute to 75% of the world production in 2016 (vs. 78% in 2007).



## Coldwater shrimps

### AQUACULTURE PRODUCTION

There is no aquaculture production, neither for common shrimp nor for Northern shrimp.

### PROCESSING (source PRODCOM)

- The brown shrimp is always cooked onboard the fishing vessels.
- 1 [PRODCOM](#) code partly refers to shrimps but covers the full range of crustaceans and molluscs:
  - 10203400 : Prepared or preserved crustaceans, molluscs and other aquatic invertebrates and seaweed, not dried, salted or in brine.

The main producer of prepared crustaceans (mostly *Pandalus borealis*) is Denmark, which produced 16.053 tonnes of prepared crustaceans in 2016 (source: Danish Yearbook of Fishery Statistics ).



# Coldwater shrimps

## TRADE (source COMEXT)

### EU trade of cold-water shrimp products (2016, tonnes)

Source: COMEXT

| CN code  | Product   | EU imports |          | EU exports |          |
|----------|---|------------|----------|------------|----------|
|          |   | Intra-EU   | Extra-EU | Intra-EU   | Extra-EU |
| 03061691 | Shrimps of the species <i>Crangon crangon</i> , frozen  | 5.460      | 14       | 4.386      | 4.334    |
| 03061699 | Prawns of the species <i>Pandalus spp.</i> , frozen   | 22.715     | 47.590   | 18.944     | 36.079   |
| 06031794 | Shrimps of the genus <i>Crangon</i> , other than <i>Crangon crangon</i> , frozen  | 315        | -        | 32         | 5        |
| 03063510 | Shrimps of the species <i>Crangon crangon</i> , fresh or chilled  | 3.588      | -        | 5.841      | 10.298   |
| 03063550 | Shrimps of the species <i>Crangon crangon</i> , live  | 207        | 1        | 647        | 3.296    |
| 03063590 | Prawns of the species <i>Pandalus spp.</i> , live, fresh or chilled   | 3.065      | 571      | 1.392      | 11       |
| 03063650 | Shrimps of the genus <i>Crangon</i> , other than <i>Crangon crangon</i> , live, fresh or chilled                          | 130        | -        | 114        | -        |
| 03069511 | Shrimps of the species <i>Crangon crangon</i> , cooked by steaming or by boiling in water                                 | 8.953      | 1        | 9.204      | 841      |
| 03069519 | Shrimps of the species <i>Crangon crangon</i> , dried, salted, smoked or in brine   | 88         | -        | 394        | 40       |
| 03069520 | Prawns of the species <i>Pandalus spp.</i> , cooked by steaming or by boiling in water, dried, salted, smoked or in brine | 763        | 842      | 1.298      | 7        |
| 03069540 | Shrimps of the genus <i>Crangon</i> , cooked by steaming or by boiling in water, or dried, salted, smoked or in brine     | 27         | -        | 87         | 6        |

For prepared and preserved shrimps, see profile « other shrimps ».

- **Main extra-EU destinations are:**

- for frozen coldwater shrimps, all kinds : China (14.168 tonnes), Russia (9.421 tonnes) and Morocco (5.524 tonnes);
- for chilled coldwater shrimps, all kinds : Morocco (10.247 tonnes) and Greenland (2.288 tonnes).

- **Main extra-EU suppliers are:**

- for frozen coldwater shrimps : Greenland (38.356 tonnes) and Canada (6.969 tonnes);
- for chilled coldwater shrimps : Norway (571 tonnes).



## Coldwater shrimps

### PRICES ALONG THE SUPPLY CHAIN (EUR/kg)

#### First-sale (fresh)

First-sale prices are presented for *Crangon crangon* (Netherlands, Germany) and for *Pandalus borealis* (Sweden).

|             | 2010 | 2011 | 2012  | 2013  | 2014 | 2015 | 2016 | 2017  | Source |
|-------------|------|------|-------|-------|------|------|------|-------|--------|
| Netherlands | 2,63 | 2,05 | 4,31  | 3,83  | 3,35 | 3,71 | 7,35 | 7,31  | EUMOFA |
| Germany     | 2,52 | 1,93 | 4,05  | 3,60  | 4,52 | 3,44 | 8,67 | 7,03  | EUMOFA |
| Sweden      | -    | 9,79 | 10,47 | 12,36 | 9,42 | 9,37 | 9,28 | 10,17 | EUMOFA |

#### Wholesale (fresh)

Wholesale prices are presented for Rungis (fresh *Crangon crangon*, medium, sorted) and Mercamadrid (fresh *Crangon crangon*).

| Most frequent price | 2010  | 2011  | 2012  | 2013  | 2014  | 2015  | 2016  | 2017  | Source      |
|---------------------|-------|-------|-------|-------|-------|-------|-------|-------|-------------|
| France (Rungis)     | 12,15 | 13,42 | 14,10 | 13,05 | 13,08 | 12,63 | 15,04 | 13,17 | RNM         |
| Spain (Mercamadrid) | -     | 30,80 | 30,55 | 30,89 | 27,95 | 37,62 | 60,29 | 65,36 | Mercamadrid |

#### Retail/consumption (fresh)

Retail prices refer to fresh *Crangon crangon*.

|             | 2010  | 2011  | 2012  | 2013  | 2014  | 2015  | 2016  | 2017  | Source |
|-------------|-------|-------|-------|-------|-------|-------|-------|-------|--------|
| Belgium     | 32,55 | 32,07 | 39,30 | 44,85 | 39,67 | 35,45 | -     | -     | EUMOFA |
| Netherlands | -     | -     | 26,93 | 30,12 | 26,90 | 25,55 | 38,77 | 39,38 | EUMOFA |

#### Import

Import prices are presented for *Crangon*, fresh and frozen (both Netherlands).

| coldwater shrimps/crangon spp | 2010 | 2011 | 2012 | 2013 | 2014 | 2015 | 2016 | 2017 | Source |
|-------------------------------|------|------|------|------|------|------|------|------|--------|
| Cooked, fresh                 | -    | -    | 4,83 | 4,89 | 3,87 | 3,75 | 7,03 | 8,03 | COMEXT |
| Frozen                        | -    | -    | 4,67 | 5,34 | 4,30 | 4,66 | 8,50 | 6,80 | COMEXT |

#### Export

Export prices include frozen *Crangon* (exported by the Netherlands) and frozen *Pandalus* (exported by Denmark).

| coldwater shrimps/crangon spp      | 2010 | 2011 | 2012 | 2013 | 2014 | 2015 | 2016 | 2017 | Source |
|------------------------------------|------|------|------|------|------|------|------|------|--------|
| Denmark, frozen <i>Pandalus</i>    | -    | -    | 3,61 | 3,74 | 3,91 | 4,94 | 5,13 | 4,90 | COMEXT |
| Netherlands, frozen <i>Crangon</i> | -    | -    | 4,06 | 4,72 | 4,20 | 3,92 | 6,22 | 7,99 | COMEXT |



# Coldwater shrimps

## MARKETING ASPECTS

- Commercial designations in all EU official languages (Read more [\(1\)](#) [\(2\)](#))
- Common marketing standards (Read more [\(1\)](#) [\(2\)](#))

## CONSUMPTION

- Apparent consumption of crustaceans caught in the wild, per capita in 2016: **1,24 kg** live weight equivalent (source: [The EU Fish Market – 2018 edition](#), EUMOFA)
- Nutritional value (Northern prawn, raw, values per 100 g – source : [USDA/National Nutrient Database for Standard Reference](#))

| Nutritional value    | Northern prawn<br>-<br><i>Pandalus borealis</i> |
|----------------------|---|
| kilo calories (kcal) | 85  |
| Water (g)            | 78,5  |
| Proteins (g)         | 20,1  |
| Carbohydrates (g)    | 0   |
| Lipids (g)           | 0,51  |
| Cholesterol (mg)     | 161   |