




ALBACORE (*THUNNUS ALALUNGA*)



Source : [Information system on commercial designations](#)

BIOLOGY AND HABITAT

- Species description ([Read more](#))

The albacore, also known as the white tuna, is a pale-fleshed species of the tuna family.

- Geographical distribution and habitat ([Read more](#))

The albacore can be found in the Atlantic, Pacific and Indian oceans, as well as in the Mediterranean Sea.

RESOURCE, EXPLOITATION AND MANAGEMENT

- Stocks and resource status/conservation measures ([Read more](#))

TACs are adopted in the framework of ICCAT for albacore in the Atlantic Ocean.

- Production methods and fishing gears ([Read more](#))

Albacore is exclusively caught in the wild.

The main gears used are hooks and lines, and pure seines.

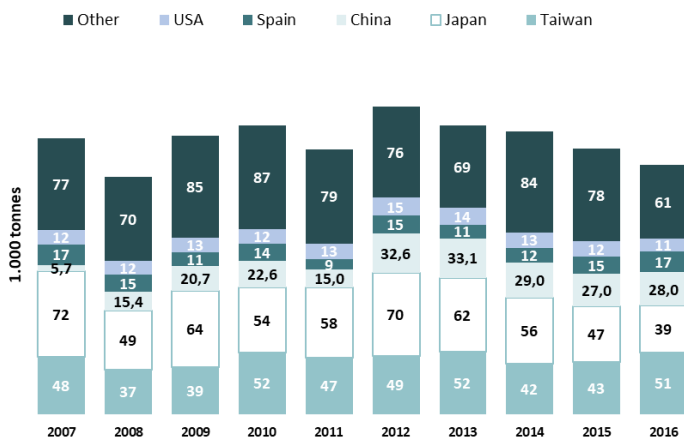
Albacore



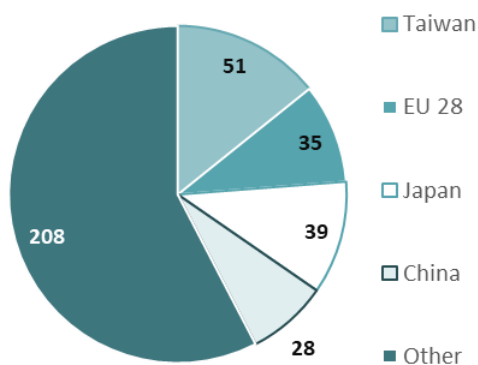
CATCHES

- The top-3 Asian producers, Taiwan, Japan and China, totalize **57%** of world catches of albacore.
- Since 2012, the world production has decreased by **19%**, mainly as a consequence of the **44%** decrease of Japanese catches.

Evolution of world catches



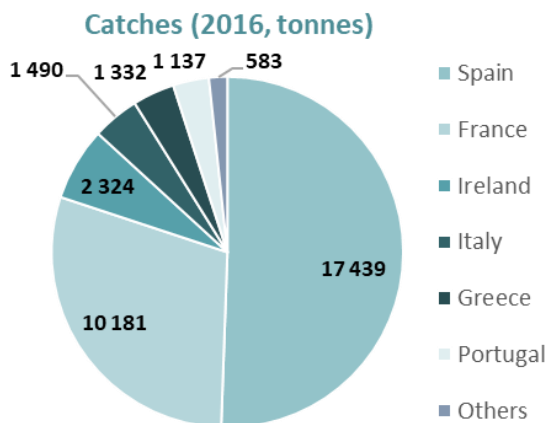
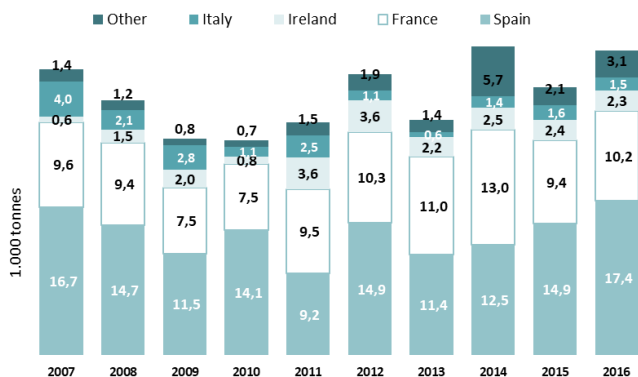
Catches (2016, 1.000tons)



Source: FAO

Evolution of EU catches

- The EU provides **10,6%** of global albacore catches in 2016 (vs. 14% in 2007).
- Spain and France account for 80% of the EU production.



Source: FAO

Albacore



PROCESSING

- Albacore in the EU is mostly used by the canning industry.
- The main producer of preserved albacore tuna is Spain, which produced 12,595 tonnes of canned albacore in 2016 (source: ANFACO).



TRADE (source COMEXT)

- Combined nomenclature [\(Read more\)](#)

EU trade of albacore products (2017, tonnes)

Source: COMEXT

CN code	Product	EU imports		EU exports	
		Intra-EU	Extra-EU	Intra-EU	Extra-EU
03023110	Fresh or chilled albacore tunas " <i>Thunnus alalunga</i> " for industrial processing	3.224	-	1.693	0.2
03023190	Fresh or chilled albacore tunas " <i>Thunnus alalunga</i> " (excl. for industrial processing)	5.987	75	7.426	3
03034110	Frozen albacore tunas " <i>Thunnus alalunga</i> " for industrial processing	4.363	6.235	961	118
03034190	Frozen albacore tunas " <i>Thunnus alalunga</i> " (excl. for industrial processing)	1.836	2.558	2.051	43
16041441	Prepared or preserved tunas, whole or in pieces, in vegetable oil (other than skipjack, yellowfin tuna and bonito)	12.378	12.981	4.104	1.975
16041448	Prepared or preserved tunas, whole or in pieces, not in vegetable oil (other than skipjack, yellowfin tuna and bonito)	15.394	11.521	3.304	1.695

Albacore



TRADE (source COMEXT)

- Combined nomenclature [\(Read more\)](#)

Source: COMEXT

EU trade of albacore products (tonnes)

- **Main extra-EU destinations are:**

- for frozen albacore tuna : Seychelles (100 tonnes) and Libya (20 tonnes).

- **Main extra-EU suppliers are:**

- for frozen albacore tuna for industrial processing (CN 03 03 41 10) : Indonesia (1,744 tonnes in 2017), China (1,457 tonnes), New Zealand (1.095 tonnes) and USA (989 tonnes),
- for frozen albacore tuna for other purposes (CN 03 03 41 90) : South Africa (756 tonnes) and Fiji (388 tonnes).

Albacore



PRICES ALONG THE SUPPLY CHAIN (EUR/kg)

First-sale (fresh albacore)

First-sale prices are presented for Spain and France, which are among the main EU producers.

	2010	2011	2012	2013	2014	2015	2016	2017	Source
Spain	nd	nd	nd	nd	nd	3.55	3.45	3.70	EUMOFA
France	3.50	3.45	3.37	2.85	2.64	3.51	4.13	4.22	EUMOFA

Wholesale (fresh)

Wholesale prices correspond to Spanish prices as it is a major wholesale market in the EU.

Most frequent price	2010	2011	2012	2013	2014	2015	2016	2017	Source
Spain	nd	8.21	7.33	8.05	7.02	7.53	7.72	9.20	Mercamadrid

Retail/consumption (fresh)

Spain is the major consumer country in the EU.

	2010	2011	2012	2013	2014	2015	2016	2017	Source
Spain	10.40	9.99	9.79	10.34	10.35	10.75	11.08	11.15	EUMOFA

Import (frozen)

Import prices are presented for Spain, France, Italy and Portugal (major importers of albacore in the EU).

	2010	2011	2012	2013	2014	2015	2016	2017	Source
Spain	1.88	2.63	2.72	2.24	2.08	2.86	2.93	3.16	EUMOFA
France	2.04	2.62	2.76	2.45	3.05	3.19	3.16	3.19	EUMOFA
Italy	4.34	3.01	4.89	5.40	3.63	2.39	2.59	3.04	EUMOFA
Portugal	3.42	4.06	1.95	1.71	1.54	2.28	2.22	2.41	EUMOFA

Export (frozen)

Export prices refer to Spain, Italy and Portugal, major exporters of frozen albacore in the EU (96% of the global volume exported)

	2010	2011	2012	2013	2014	2015	2016	2017	Source
Spain	1.11	1.24	1.68	1.33	1.20	1.40	1.24	2.18	EUMOFA
Italy	2.35	2.00	2.78	3.60	3.18	6.65	8.65	9.60	EUMOFA
Portugal	3.56	2.35	2.57	2.31	2.19	3.13	2.90	2.95	EUMOFA



MARKETING ASPECTS

- Commercial designations in all EU official languages ([Read more](#))
- Common marketing standards ([Read more](#))

CONSUMPTION

- Tuna, all species combined, is the most consumed fish in EU.
- Apparent consumption of tuna per capita in 2016: **2,78 kg** live weight equivalent, mostly canned (source: [The EU Fish Market – 2018 edition](#), EUMOFA)
- Nutritional value (Albacore, Atlantic/Pacific, fresh fillet, values per 100 g – source : NUTRAQUA/AQUIMER)

Nutritional value	Albacore
kilo calories (kcal)	121
Kilojoule (kJ)	511
Water (g)	70
Ashes (g)	1,3
Proteins (g)	27,3
Carbohydrates (g)	0,3
Lipids (g)	1,1
Cholesterol (mv)	32,9
Omega 6 (mg)	58
Omega 3 (mg)	390
EPA (mg)	65
DHA (mg)	286